


Product catalogue 2025

Food & Feed Analysis

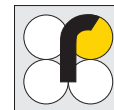


Product catalogue 2025

Food & Feed Analysis

Content

R-Biopharm AG offers test kits, devices and services	6
● Enzymatic analysis	8
• RIDA®CUBE SCAN	12
• RIDA®CUBE (only for RIDA®CUBE SCAN)	12
• Full automation device for Enzytec™ <i>Liquid</i>	13
• Enzytec™ <i>Liquid</i>	13
• Standards (for manual and automated use) optimized for Enzytec™ <i>Liquid</i>	16
• Enzytec™ <i>Generic</i> and <i>Color</i> – contain lyophilized or liquid reagents	17
• Miscellaneous	18
● Vitamin analysis	20
• VitaFast®	23
• RIDASCREEN®	24
• EASI-EXTRACT®	24
• IMMUNOPREP® ONLINE automated analysis	24
● Mycotoxin analysis	26
• ELISA, lateral flow and immunaffinity columns	28
• IMMUNOPREP® ONLINE automated analysis	36
• Reference material and standards	38
• Certified Trilogy® Reference Materials for mycotoxin analysis	41
• Certified Trilogy® Liquid Standards for mycotoxin analysis	41
• Trilogy® Quality Control Material for mycotoxin analysis	42
• Analytical Mycotoxin Standards for mycotoxin analysis	43
● Residues	46
• Hormones & anabolics	46
• Antibiotics	52
• Other veterinary drug residues/miscellaneous	62
• Marine biotoxins	62
• Food adulteration	63
● Histamine	63
● Allergens	64
• ELISA, lateral flow and real time PCR	66



● GMO	78
• DNA preparation	80
• Real-time PCR screening	80
• Real-time PCR – qualitative DNA detection	81
• Reference material	81
• Real-time PCR – quantitative DNA detection	82
● Identification of animal species/risk material/BSE	84
• Real-time PCR – qualitative DNA detection	86
• Real-time PCR – quantitative DNA detection	87
• ELISA-based species identification in food and feed	88
• LFD-based species identification in food and feed	89
• Risk material	89
• BSE	89
● Microbiology/hygiene control	90
• Culture medium systems for colony counting and pathogen detection in food or surface samples	93
• Pathogens & bacterial toxins	94
• Viruses	96
• Test systems for cleaning control	97
• Water analysis	97
• Beverage analysis	98
● Equipment/software/accessories	102
• Equipment, software and accessories – RIDA®SMART APP	104
• Equipment and software – ELISA	105
• Equipment and accessories – Real-time PCR	105
• Equipment and accessories – Enzymatic analysis	106
• Equipment and accessories – Mycotoxin analysis	107
• Equipment and accessories – Microbiology	108
• Accessories – Premi®Test	108
• Accessories	108
The R-Biopharm Group – contact us	110

R-Biopharm AG offers test kits, devices and services

RIDA®SMART APP – rapid mycotoxin testing and mobile reading

The RIDA®QUICK Mycotoxin RQS lateral flow strips are fast and simple to use. Prepare your sample, pipette the extract on the strip and read the quantitative result

after 3 minutes using the RIDA®SMART APP. Export or share your data in real time anywhere you are and anywhere you want (full connectivity).

Two possibilities for testing lateral flows:

- Use the RIDA®SMART APP software for instant and portable analysis with a validated Android smartphone
- Or use the RIDA®SMART APP software with the RIDA®SMART BOX and an Android device for the use in the laboratory



ELISA automation – standardization and walk-away

R-Biopharm AG has developed and verified applications to use allergen, mycotoxin, antibiotic and vitamin RIDASCREEN® ELISA test kits on the ThunderBolt® and Bolt™

analyzer. The fully automated open system provides automated sample and reagent dispensing, incubation, washing and measurement.

The analyzers can run different parameters simultaneously. Once the analyzer is loaded with the kit reagents the lab staff can walk away. The pipetting is carried out with a steel needle therefore, no disposable tips are required.

The Bolt™ is a 1-microtiter plate analyzer for low sample throughput.

The ThunderBolt® is a 2-microtiter plate analyzer for high sample throughput.



Real-time PCR assays – detection, screening, identification and quantification

R-Biopharm AG offers more than 120 duplex/multiplex qPCR kits for the detection of allergens, pathogens, GMO and animal speciation. This includes

manual and automated DNA extraction to meet different requirements e.g. ease, time and complex matrices.

The **TANBead Maelstrom™ 4800** is an automated nucleic acid extraction system, up to 48 samples can be extracted simultaneously.

The yellow **RIDA®CYCLER** is a qPCR cycler with 4 channels for up to 48 samples. With the user-friendly software several cyclers can be controlled via Bluetooth at the same time.



Enzymatic analysis – for single or high-throughput testing

Enzymatic test kits are widely used for measurements of e.g. sugars, organic acids, ethanol and sulfite in fruit juices, wine, beer or dairy products. R-Biopharm AG offers:

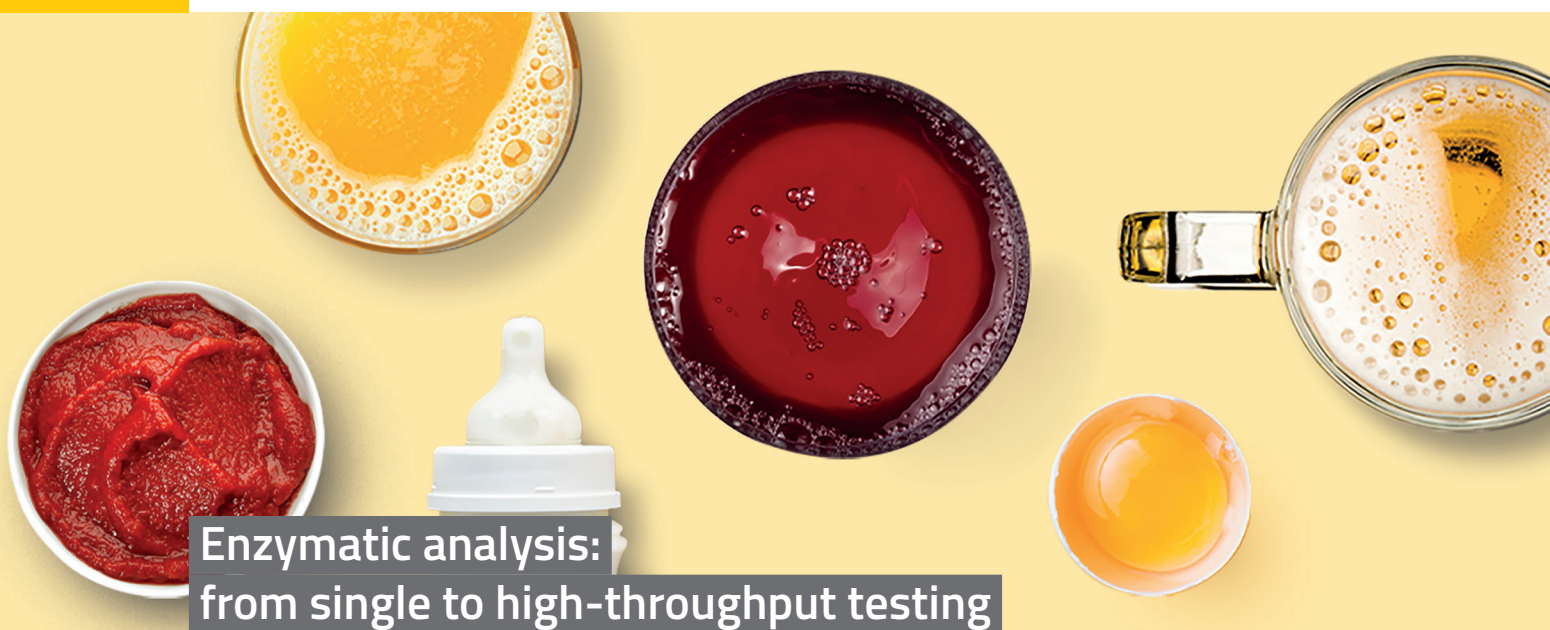
- Testing without lab: after one pipetting step automated sample testing
- Performing manual or switching to fully-automated testing with an analyzer

The **RIDA®CUBE SCAN** is a small device but provides precise results. Pre-filled cartridges are used for single testing. Very user friendly with only one pipetting step and results after 15 minutes.

Almost all **Enzytec™ Liquid** test kits follow a standardized procedure with 3 pipetting steps. Enzytec™ Liquid kits are ready-to-use and optimized for manual and automated use e.g. the Pictus 500 analyzer.



Enzymatic analysis



Enzymatic analysis: from single to high-throughput testing

Discover the versatility of enzymatic test kits in analyzing wines, fruit juices, and dairy products. At R-Biopharm, we understand the diverse needs of our customers, ranging from small- to large-scale industrial labs. Liquid, clear samples like wine can be analyzed directly without sample preparation. Our offerings include:

For single testing:

Effortless testing with RIDA®CUBE Kits: Ideal for settings without a lab, these kits require just one pipetting step. Utilize the RIDA®CUBE SCAN for results in 15 minutes. Experience simplicity with pre-filled cartridges and the assurance of precise, quantitative outcomes.

For low to medium throughput:

The distinctive features of the Enzytec™ *Liquid* kits are ready-to-use, stable reagents and a standardized testing procedure, involving only three pipetting steps. Furthermore, Enzytec™ *Liquid* contains two independent sets of reagents to lower risk of contamination.

For medium to high sample throughput:

Flexibility with Enzytec™ *Liquid* kits: Optimized for both manual and automated use, these kits are

compatible with various analyzers, e.g. the Pictus 500, leading to high-volume testing efficiently.

Unique highlights of our modern Enzytec™ *Liquid* product line:

- Different Enzytec™ *Liquid* test kits are recognized as AOAC-Official Methods of Analysis (AOAC-OMA) and recommended by the Codex Alimentarius Method (Type IV).
- Enzytec™ *Liquid* Citric Acid: The only citric acid test kit world-wide with stable, liquid reagents.

Our Enzytec™ *Liquid* Multi-acid standards and Enzytec™ *Liquid* Multi-sugar standards contain 7 acids or sugars at different concentrations: low and high. These multi-acid and multi-sugar standards available separately to ensure accuracy and cost-effectiveness of enzymatic testing.

As an alternative, R-Biopharm also offers the Enzytec™ *Generic* line, which includes enzymatic or colorimetric assays.

Explore our product range and find the perfect solution for your enzymatic testing needs!

RIDA® CUBE SCAN & RIDA® CUBE kits

- Small but precise like a big biochemistry analyzer
- Ready-to-use test cartridges for single testing
- Only one pipetting step and results available after 15 minutes



Pictus 500 & Enzytec™ Liquid

- Liquid, ready-to-use reagents
- Stable until end of shelf-life, even after opening
- Easy and safe use on biochemistry analyzers
- Pictus 500: Fully automated benchtop system for processing of enzymatic assays, particularly suitable for the R-Biopharm Enzytec™ Liquid test kits.



New products may follow in the course of the year. For current information please visit:

food.r-biopharm.com/technologies/enzymatic-assays



Enzymatic analysis

	RIDA®CUBE SCAN	Enzytec™ Liquid	Enzytec™ Generic/Color
	Single-test cartridges	Liquid, ready to use reagents	Lyophilized reagents
Acids			
Acetic acid	●	●	●
L-Ascorbic acid		●*	●
Citric acid	●	●	●
Formic acid		●	
D-Gluconic acid		●	●
L-Glutamic acid		●	
D-3-Hydroxybutyric acid		●	●
D-Isocitric acid		●	●
D-/L-Lactic acid	●	●	●
D-Lactic acid		●	
L-Lactic acid	●	●	●
D-Malic acid		●	
L-Malic acid	●	●	●
Oxalic acid			●
Succinic acid		●	
Tartaric acid			●
Sugars			
D-Galactose	●	●	
β-Glucan		●	
D-Glucose	●	●	●
D-Glucose/D-Fructose	●	●	●
Lactose/D-Galactose	●	●	●
Lactose/D-Glucose	●	●	
Maltose/Sucrose/D-Glucose		●	
Raffinose		●*	
Starch		●	●
Sucrose/D-Glucose	●	●	●
Sucrose/D-Glucose/D-Fructose	●	●	●

* Coming soon.



Enzymatic analysis

	RIDA®CUBE SCAN	Enzytec™ Liquid	Enzytec™ Generic/Color
	Single-test cartridges	Liquid, ready to use and stable reagents	Lyophilized reagents
Others			
Acetaldehyde		•	
Alpha-amino Nitrogen			•
Ammonia	•	•	
Anthocyanins			•
Chloride			•
Cholesterol		•	
Copper			•
Ethanol	•	•	
Glycerol		•	
Histamine		•*	
Iron			•
Nitrate		•	
Polyphenols			•
Potassium			•
Total Protein			•
Pyruvate			•
Sodium			•
D-Sorbitol/Xylitol		•*	
Free Sulfite	•	•	
Total Sulfite	•	•	•
Urea/Ammonia		•	
Standards			
Alcohol-Standard		•	
Multi-acid standards (low and high)		•	
Multi-sugar standards (low and high)		•	

* Coming soon.



Enzymatic analysis

RIDA®CUBE SCAN

RIDA®CUBE kits are only in combination with RIDA®CUBE SCAN usable

Product	Description	No. of tests/amount	Art. No.
Device			
RIDA®CUBE SCAN 340/546	Automatic analyzer only for RIDA®CUBE test kits	1 Set	ZRCS0546

RIDA®CUBE (only for RIDA®CUBE SCAN**)

Acids		Ready-to-use cartridges	
Acetic acid	Enzymatic UV-test for determination of acetic acid in foodstuff and other sample materials (340 nm)	32 determinations	RCS4226
Citric acid	Enzymatic UV-test for determination of citric acid in foodstuff and other sample materials (340 nm)	32 determinations	RCS4230
D-/L-Lactic acid*	Enzymatic UV-test for determination of the sum of D- and L-lactic acid in foodstuff and other sample materials (340 nm)	32 determinations	RCS4240
L-Lactic acid	Enzymatic UV-test for determination of L-lactic acid in foodstuff and other sample materials (340 nm)	32 determinations	RCS4260
L-Malic acid	Enzymatic UV-test for determination of L-malic acid in foodstuff and other sample materials (340 nm)	32 determinations	RCS4280
Sugars			
D-Galactose	Enzymatic UV-test for determination of D-galactose in foodstuff and other sample materials (340 nm)	32 determinations	RCS4120
D-Glucose	Enzymatic UV-test for determination of D-glucose in foodstuff and other sample materials (340 nm)	32 determinations	RCS4140
D-Glucose/D-Fructose*	Enzymatic UV-test for determination of the sum of D-glucose and D-fructose in foodstuff and other sample materials (340 nm)	32 determinations	RCS4160
Lactose/D-Galactose*	Enzymatic UV-test for determination of the sum of lactose and D-galactose in foodstuff and other sample materials (340 nm)	32 determinations	RCS4110
Lactose/D-Glucose*	Enzymatic UV-test for determination of the sum of lactose and D-glucose in foodstuff and other sample materials (340 nm)	32 determinations	RCS4130
Sucrose/D-Glucose*	Enzymatic UV-test for determination of the sum of sucrose and D-glucose in foodstuff and other sample materials (340 nm)	32 determinations	RCS4180
Sucrose/D-Glucose/D-Fructose*	Enzymatic UV-test for determination of the sum of sucrose, D-glucose and D-fructose in foodstuff and other sample materials (340 nm)	32 determinations	RCS4190
Others			
Ammonia	Enzymatic UV-test for determination of ammonia in foodstuff and other sample materials (340 nm)	32 determinations	RCS4390
Ethanol	Enzymatic UV-test for determination of ethanol in foodstuff and other sample materials (340 nm)	32 determinations	RCS4340
SO ₂ -Free (Free Sulfite)	Colorimetric test for determination of free SO ₂ in wine, must and other food samples (340 nm)	32 determinations	RCS4610
SO ₂ -Total (Total Sulfite)	Colorimetric test for determination of total SO ₂ (free and bound) in wine, must and other food samples (340 nm)	32 determinations	RCS4600

* Without differentiation.

** For accessories see page 106 in chapter Equipment/software/accessories.



Enzymatic analysis

Full automation device for Enzytec™ Liquid

Product	Description	No. of tests/amount	Art. No.
Device			
Pictus 500	Fully automated analyzer for processing enzymatic assays, especially suitable for the R-Biopharm Enzytec™ Liquid test kits	1 Set	ZP500

Enzytec™ Liquid

Acids	Enzymatic tests	Manual/auto-analyzer**	
Acetic acid AOAC-OMA 2024.01 „First Action“ Official recommended Codex method	Enzymatic UV assay (340 nm) for the determination of acetic acid in wines, juices, sauces/remoulades, kombucha, beer, sausages/meat, vinegar, microbiological culture media, and more. Measuring range: 20 - 1300 mg/L	50/≥ 500 determinations	E8226
L-Ascorbic acid	Enzymatic assay (492 nm) for the determination of ascorbic acid in foodstuff and other sample materials.	50/≥ 500 determinations	E8200 Coming soon
Citric acid AOAC-OMA 2024.02 „First Action“ Official recommended Codex method	Enzymatic UV assay (340 nm) for the determination of citric acid in wine, soft drinks, fruit juice, tomato ketchup and concentrate (paste), and more. Measuring range: 40 - 1000 mg/L	50/≥ 500 determinations	E8230
Formic acid	Enzymatic UV assay (340 nm) for the determination of formic acid in wine, vinegar, sauerkraut, fruit juices, honey, jam, tomato paste, and more. Measuring range: 5 - 400 mg/L	25/≥ 250 determinations	E8510
D-Gluconic acid	Enzymatic UV assay (340 nm) for the determination of D-gluconic acid in fruit juices, sparkling wine, red and white wine, fermented soft drinks, and more. Measuring range: 6 - 1500 mg/L	50/≥ 500 determinations	E8520
L-Glutamic acid	Enzymatic UV assay (340 nm) for the determination of L-glutamic acid in vegetable broth and bouillon cubes, hot dog sauce, vegetable puree, sausage, ketchup, lasagne bolognese, tomato pesto, soy sauce, and more. Measuring range: 10 - 1250 mg/L	50/≥ 500 determinations	E8530
D-3-Hydroxybutyric acid	Enzymatic Assay (492 nm) for the determination of D-3-hydroxybutyric acid in whole liquid egg, whole egg powder, pasta, and more. Measuring range: 0.5 - 50 mg/L	50/≥ 500 determinations	E8540
D-Isocitric acid	Enzymatic UV assay (340 nm) for the determination of isocitric acid in fruit and vegetable juices, and more. Measuring range: 6 - 1500 mg/L	50/≥ 500 determinations	E8550
D-/L-Lactic acid* AOAC-OMA 2024.08 „First Action“ Official recommended Codex method	Enzymatic UV assay (340 nm) for determination of the sum of D-/L-lactic acid in wines, milk, fermented milk products, fruits and vegetable juices, beer, egg, and more. Measuring range: 10 - 600 mg/L	50/≥ 500 determinations	E8240
D-Lactic acid AOAC-OMA 2024.06 „First Action“ Official recommended Codex method	Enzymatic UV assay (340 nm) for determination of D-lactic acid in wines, milk, fermented milk products, fruits and vegetable juices, beer, and more. Measuring range: 15 - 500 mg/L	50/≥ 500 determinations	E8245
L-Lactic acid AOAC-OMA 2024.07 „First Action“ Official recommended Codex method	Enzymatic UV assay (340 nm) for determination of L-lactic acid in wines, milk, fermented milk products, fruits and vegetable juices, beer, egg (products), and more. Measuring range: 10 - 600 mg/L	50/≥ 500 determinations	E8260

* Without differentiation.

** For accessories see page 106 in chapter Equipment/software/accessories.



Enzymatic analysis

Enzytec™ Liquid

Product	Description	No. of tests/amount	Art. No.
Acids			
Enzymatic tests		Manual/auto-analyzer**	
D-Malic acid	Enzymatic UV assay (340 nm) for determination of D-malic acid in lemonades and soft drinks, fruit juices, tomato juice, white and red grape juice, white and red wine, and more. Measuring range: 14 - 500 mg/L	50/≥ 500 determinations	E8270
L-Malic acid	Enzymatic UV assay (340 nm) for determination of L-malic acid in wine, juice, beer and more. Measuring range: 15 - 500 mg/L	50/≥ 500 determinations	E8280
Succinic acid	Enzymatic UV assay (340 nm) for the determination of succinic acid in soy sauce, liquid and powdered egg, meat products, vegetable broth powder, fruit juices, wine, and more. Measuring range: 3 - 800 mg/L	50/≥ 500 determinations	E8580
Sugars			
D-Galactose	Enzymatic UV assay (340 nm) for the determination of D-galactose in milk, ice cream, whey and skimmed milk powder, chocolate, infant formula, sausage, cheese, soy based products, yogurt, and more. Measuring range: 8 - 2000 mg/L	50/≥ 500 determinations	E8120
D-Glucose AOAC-OMA 2024.03 „First Action“ Official recommended Codex method	Enzymatic UV assay (340 nm) for the determination of D-glucose in fruit and vegetable juices, soft drinks, wines, beer, and more. Measuring range: 4 - 2000 mg/L	50/≥ 500 determinations	E8140
D-Glucose/D-Fructose** AOAC-OMA 2024.04 „First Action“ Official recommended Codex method	Enzymatic UV assay (340 nm) for the determination of D-glucose and D-fructose in Fruit and vegetable juices, soft drinks, white wine, rose wine, red wine, beer, and more. Differentiation of D-glucose and D-fructose. Measuring range: 7 - 2000 mg/L (D-glucose), 6 - 1000 mg/L (D-fructose)	50/≥ 500 determinations	E8160
Lactose/D-Galactose*	Enzymatic UV assay (340 nm) for the determination of the sum of lactose and D-galactose in milk, ice cream, whey and skimmed milk powder, chocolate, infant formula, sausage, cheese, soy based products, yogurt, and more. Measuring range: 30 - 2500 mg/L	50/≥ 500 determinations	E8110
Lactose/D-Glucose*	Enzymatic UV assay (340 nm) for the determination of the sum of lactose and D-glucose in milk, ice cream, whey and skimmed milk powder, chocolate, infant formula, sausage, cheese, soy based products, yogurt, and more. Measuring range: 45 - 3000 mg/L For excess glucose, use Enzytec™ Glucose Remover (E3400).	50/≥ 500 determinations	E8130
Maltose/Sucrose/D-Glucose*	Enzymatic UV assay (340 nm) for determination of the sum of maltose, sucrose and D-glucose in infant formula, soft drinks, breakfast cereals, corn starch syrup powder, honey, milk substitute drinks, soft drinks, beer, and more. Measuring range: 10 - 1100 mg/L	50/≥ 500 determinations	E8170
Raffinose	Enzymatic UV assay (340 nm) for the determination of raffinose in foodstuff and other sample materials.	50/≥ 500 determinations	E8090 Coming soon

* Without differentiation.

** For accessories see page see page 106 in chapter Equipment/software/accessories.



Enzymatic analysis

Enzytec™ Liquid

Product	Description	No. of tests/amount	Art. No.
Sugars			
	Enzymatic tests	Manual/auto-analyzer**	
Starch	Enzymatic UV assay (340 nm) for the determination of native starch in beer, infant formula, animal feed, cheese, and more. Measuring range: 10 - 1000 mg/L	50/≥ 500 determinations	E8100
Sucrose/D-Glucose*	Enzymatic UV assay (340 nm) for the determination of the sum of sucrose and D-glucose in wine, beer, juices, chocolate, ice cream, sweetened condensed milk, jam, molasses, and more. Measuring range: 10 - 2500 mg/L	50/≥ 500 determinations	E8180
Sucrose/D-Glucose/D-Fructose*	Enzymatic UV assay (340 nm) for the determination of the sum of sucrose, D-glucose and D-fructose in wine, beer, juices, chocolate, ice cream, sweetened condensed milk, jam, molasses, and more. Measuring range: 10 - 2000 mg/L	50/≥ 500 determinations	E8190
Others			
Acetaldehyde	Enzymatic UV assay (340 nm) for the determination of acetaldehyde in red wine, white wine, beer, fruit juices, liqueur, yogurt, and more. Measuring range: 7 - 300 mg/L	50/≥ 500 determinations	E8300
Ammonia	Enzymatic UV assay (340 nm) for the determination of ammonia in milk and more. Measuring range: 4 - 80 mg/L	50/≥ 500 determinations	E8390
Cholesterol	Enzymatic assay (492 nm) for the determination of cholesterol in meat products, egg yolk, whole egg powder, egg nog, butter, mayonnaise, cookies, and more. Measuring range: 20 - 900 mg/L	55/≥ 550 determinations	E8320
Ethanol AOAC-OMA 2017.07 „Final Action“ Official recommended Codex method	Enzymatic UV assay (340 nm) for the determination of ethanol in kombucha, juices, alcohol-free beer, and more. Measuring range: 30 - 300 mg/L	50/≥ 500 determinations	E8340
Glycerol	Enzymatic UV assay (340 nm) for the determination of glycerol in wine, beer, juices, honey, lotion, soap, toothpaste, and more. Measuring range: 8 - 800 mg/L	50/≥ 500 determinations	E8360
Histamine	Enzymatic assay for the determination of histamine in foodstuff and other sample materials.	50/≥ 500 determinations	E8310 Coming soon
Nitrate	Enzymatic UV assay (340 nm) for the determination of nitrate in meat products, vegetable purees and powders from kale, spinach, lettuce, arugula, carrots, water, wine, beer, milk, juice and more. Measuring range: 10 - 300 mg/L	50/≥ 500 determinations	E8370
SO ₂ -Free (Free Sulfite)	Colorimetric UV assay (340 nm) for the determination of free sulfite (SO ₂) in wine. Measuring range: 7 - 300 mg/L	100/≥ 1000 determinations	E8610
SO ₂ -Total (Total Sulfite)	Colorimetric UV assay (340 nm) for the determination of total sulfite (SO ₂) in wine. Measuring range: 3 - 300 mg/L	100/≥ 1000 determinations	E8600
D-Sorbitol/Xylitol	Enzymatic UV assay (340 nm) for the determination of D-sorbitol and xylitol in food and other sample materials.	50/≥ 500 determinations	E8380 Coming soon
Urea/Ammonia	Enzymatic UV assay (340 nm) for the determination of the sum of urea and ammonia in milk, and more. Measuring range: 8 - 170 mg/L	50/≥ 500 determinations	E8395

* Without differentiation.

** For accessories see page 106 in chapter Equipment/software/accessories.



Enzymatic analysis

Enzytec™ Liquid Combi kits – Differentiated determination of analytes

Product	Description	No. of tests/amount	Art. No.
Sugars		Manual/auto-analyzer**	
Combi Lactose/D-Galactose	Enzymatic UV assay (340 nm) for the determination of lactose and D-galactose in foodstuff and other sample materials. Differentiation of lactose and D-galactose	25/≥ 250 determinations each	E8115 Coming soon
Combi Lactose/D-Glucose	Enzymatic UV assay (340 nm) for the determination of lactose and D-glucose in foodstuff and other sample materials. Differentiation of lactose and D-glucose	25/≥ 250 determinations each	E8135 Coming soon
Combi Maltose/Saccharose/D-Glucose (Combi Maltose/Sucrose/D-Glucose)	Enzymatic UV assay (340 nm) for the determination of maltose, sucrose and D-glucose in cereals, baby food, baked goods, muesli bars, soft drinks, beer, meat and others. Differentiation of maltose, sucrose and D-glucose. Measuring range: 10 - 1000 mg/L	25/≥ 250 determinations each	E8175
Combi Saccharose/D-Glucose (Combi Sucrose/D-Glucose) AOAC-OMA 2024.05 „First Action“ Offiziell empfohlene Codex Methode	Enzymatic UV assay (340 nm) for the determination of sucrose and D-glucose in foodstuff and other sample materials. Differentiation of sucrose and D-glucose	25/≥ 250 determinations each	E8185 Coming soon
Combi Saccharose/D-Glucose/D-Fructose (Combi Sucrose/D-Glucose/D-Fructose)	Enzymatic UV assay (340 nm) for the determination of sucrose, D-glucose and D-fructose in foodstuff and other sample materials. Differentiation of sucrose, D-glucose and D-fructose	25/≥ 250 determinations each	E8195 Coming soon
Combi Stärke (Combi Starch)	Enzymatic test (340 nm) for the determination of starch in foodstuff and other sample materials	25/≥ 250 determinations each	E8105 Coming soon
Others			
Combi Urea/Ammoniak (Combi Urea/Ammonia)	Enzymatic UV assay (340 nm) for the determination of urea and ammonia in food and other sample materials. Differentiation between urea and ammonia	25/≥ 250 determinations each	E8385 Coming soon

Standards (for manual and automated use) optimized for Enzytec™ Liquid

Standards			
Alcohol standard	Alcohol assay control solution (0.3 g/L)	10 x 1.5 mL	AQ03-015
Enzytec™ Liquid Multi-acid Standard low	For manual use: acetic acid, citric acid, D-gluconic acid, D-lactic acid, L-lactic acid, D-malic acid, L-malic acid (each 0.25 g/L)	3 x 3.5 mL	E8460
Enzytec™ Liquid Multi-acid Standard high	Calibration solution for automation: acetic acid, citric acid, D-gluconic acid, D-lactic acid, L-lactic acid, D-malic acid, L-malic acid (each 5 g/L)	3 x 3.5 mL	E8465
Enzytec™ Liquid Multi-acid Standard 2 low	For manual use: formic acid, succinic acid, L-glutamic acid (each 0.25 g/L), D-3-hydroxybutyric acid (0.05 g/L)	3 x 3.5 mL	E8470
Enzytec™ Liquid Multi-acid Standard 2 high	Calibration solution for automation: formic acid, succinic acid, L-glutamic acid (each 5 g/L), D-3-hydroxybutyric acid (1 g/L)	3 x 3.5 mL	E8475
Enzytec™ Liquid Multi-sugar Standard low	For manual use: D-glucose, D-fructose, D-galactose, lactose, maltose, sucrose (each 0.5 g/L), glycerol (0.2 g/L)	3 x 3.5 mL	E8440
Enzytec™ Liquid Multi-sugar Standard high	Calibration solution for automation: D-glucose, D-fructose, D-galactose, lactose, maltose, sucrose (each 10 g/L), glycerol (1 g/L)	3 x 3.5 mL	E8445

** For accessories see page see page 106 in chapter Equipment/software/accessories.



Enzymatic analysis

Enzytec™ *Generic* and *Color* – contain lyophilized or liquid reagents

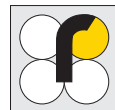
Product	Description	No. of tests/amount	Art. No.
Acids			
Enzymatic tests			
Acetic acid	Enzymatic test (340 nm)	2 x 16 determinations	E1226
L-Ascorbic acid	Enzymatic test (578 nm)	24 determinations	E1267
Citric acid	Enzymatic test (340 nm)	24 determinations	E1214
D-Gluconic acid	Enzymatic test (340 nm)	32 determinations	E1223
D-3-Hydroxybutyric acid	Enzymatic test (340 nm)	33 determinations	E2610
D-Isocitric acid	Enzymatic test (340 nm)	32 determinations	E1222
D-/L-Lactic acid	Enzymatic test (340 nm)	32 determinations	E1255
L-Lactic acid	Enzymatic test (340 nm)	32 determinations	E1254
L-Malic acid	Enzymatic test (340 nm)	32 determinations	E1215
Oxalic acid	Enzymatic test (590 nm)	10 determinations	E2100
Tartaric acid	Colorimetric test (520 nm)	2 x 80 mL	E3100
Sugars			
β-Glucan (GlucāTest® S125)	Colorimetric test (550 nm)	125 mL (40 tests)	E3500
β-Glucan (GlucāTest® L500)	Colorimetric test (550 nm)	4 x 125 mL (160 tests)	E3550
D-Glucose	Enzymatic test (340 nm)	32 determinations	E1210
D-Glucose/D-Fructose	Enzymatic test (340 nm)	32 determinations each	E1245
D-Glucose/D-Fructose/Sucrose	Enzymatic test (340 nm)	16 determinations each	E1247
D-Glucose/Sucrose	Enzymatic test (340 nm)	16 determinations each	E1246
Lactose/D-Galactose	Enzymatic test (340 nm)	32 determinations	E1213
Starch	Enzymatic test (340 nm)	32 determinations	E1268
Others			
Alpha-amino Nitrogen	Colorimetric test (340 nm)	75 determinations	E2500
Anthocyanins	Colorimetric test (520 nm)	100 determinations	E2510
Chloride	Colorimetric test (500 nm)	200 determinations	E2520
Copper	Colorimetric test (580 nm)	2 x 50 mL	E2400
Iron	Colorimetric test (580 nm)	4 x 100 mL	E2300
Polyphenols	Colorimetric test (700 nm)	80 determinations	E2530
Potassium	Enzymatic test (340 nm)	400 determinations (automatic analyzer)	E2540
Pyruvate	Enzymatic test (340 nm)	50 determinations	E2550
Sodium	Enzymatic test (405 nm)	400 determinations (automatic analyzer)	E2590
Sulfite (SO ₂ -Total)	Enzymatic test (340 nm)	30 determinations	E6275
Total Protein	Colorimetric test (600 nm)	210 determinations	E2620



Enzymatic analysis

Miscellaneous

Product	Description	No. of tests/amount	Art. No.
Cuvettes Holder	For 1 cm cuvettes with 2 x 8 positions	1 pc.	10019624035
Enzytec™ Glucose remover	For removal of glucose excess in samples	32 samples	E3400
Enzytec™ Sample purifier	Sample preparation for enzymatic tests	20 samples	E2250
Plastic Spatulas (bulk)	For mixing steps	10,000 pcs.	E6196



Vitamin analysis



Vitamin analysis in food, feed and vitamin containing products

Food products are now being enriched and fortified with vitamins in many forms. But does the amount present in the food at the end of the shelf life match the label on the package?

Food manufacturers, regulatory agencies and commercial laboratories should therefore have analytical methods on hand that allow them to quickly and reliably determine the natural and added vitamin content of food products.

Product testing:

There are different methods for analyzing water soluble vitamins: ELISA, immunoaffinity columns (IAC), microbiological and enzymatic microtiter plate tests. The RIDASCREEN®FAST Vitamin B12 and Folic Acid tests allow a quantitative determination of both vitamins within 1 h.

The total vitamin B12 content is determined without using cyanide. Regarding folic acid the added vitamin content is determined. When using immunoaffinity columns in conjunction with HPLC or LC-MS/MS, the sample is purified and the vitamin is retained by the antibody in the column. Using the EASI-EXTRACT® VITAMIN B12 and BIOTIN (columns), you can determine the total vitamin content. With the EASI-EXTRACT® FOLIC ACID (column) you can only determine added folic acid. Depending on the sample preparation the added or total vitamin content can be determined with the microbiological VitaFast® test. With the enzymatic VitaFast® Vitamin C test in microtiter plate format a determination of total vitamin C content (L-ascorbic acid and L-dehydroascorbic acid) is possible.

VitaFast®

Microbiological tests

- Samples with an added or natural vitamin content can be analyzed
- Method in conformity with official guidelines (§ 64 of the German Food & Feed Act, AOAC)
- AOAC-PTM certification for some VitaFast® tests
- Ready-to-use reagents and standards for 96 determinations
- Results available within 24 - 48 hours



RIDASCREEN®

ELISA

- Determination of total vitamin B12 content
- Determination of added folic acid vitamin
- One sample preparation procedure and one identical sample buffer for RIDASCREEN®FAST Vitamin B12 and Folic Acid
- Results within 1 h
- Ideal for process control



EASI-EXTRACT®

Immunoaffinity columns

- Isolation and concentration of the vitamin
- Pigments and interfering compounds are removed
- High recovery and low coefficient of variation
- Products meet collaborative method performance criteria
- Final Action AOAC methods for certain products





Vitamin analysis

	VitaFast®	EASI-EXTRACT®	RIDASCREEN®	IMMUNOPREP®
	Microbiological / enzymatic tests	Immunoaffinity columns	ELISA	Online immunoaffinity cartridges
Vitamins				
Folsäure (Folic Acid)	●	●	●	
Vitamin B12 (Cyanocobalamin)	●	●	●	●
Vitamin B7 (Biotin)	●	●		
Vitamin B3 (Niacin)	●			
Pantothensäure / Pantothenic Acid	●			
Vitamin B1 (Thiamin)	●			
Vitamin B2 (Riboflavin)	●			
Vitamin B6 (Pyridoxin)	●			
Inositol	●			
Vitamin C (L-Ascorbic Acid)	●			
Multi-Vitamin B		●		

	VitaFast®	
	Spiking standards	Enzyme
Vitamins		
Folic Acid Spiking standard	●	
Vitamin B12 Spiking standard	●	
Vitamin B7 (Biotin) Spiking standard	●	
Pantothenic Acid Spiking standard	●	
Chicken Pancreatin		●



Vitamin analysis

VitaFast®

Product	Description	No. of tests/amount	Art. No.
Microbiological microtiter plates			
VitaFast® Folsäure / Folic Acid AOAC-PTM 100903	Quantitative determination of the total vitamin content (added and natural) or of the added vitamin only Limit of detection: 0.018 µg/100 g (mL)	96 determinations	P1001
VitaFast® Vitamin B12 (Cyanocobalamin) AOAC-PTM 101002	Quantitative determination of the total vitamin content (added and natural) or of the added vitamin only Limit of detection: 0.021 µg/100 g (mL)	96 determinations	P1002
VitaFast® Vitamin B7 (Biotin) AOAC-PTM 101001	Quantitative determination of the total vitamin content (added and natural) or of the added vitamin only Limit of detection: 0.013 µg/100 g (mL)	96 determinations	P1003
VitaFast® Vitamin B3 (Niacin)	Quantitative determination of the total vitamin content (added and natural) or of the added vitamin only Limit of detection: 0.0048 mg/100 g (mL)	96 determinations	P1004
VitaFast® Pantothensäure / Pantothenic Acid AOAC-PTM 100904	Quantitative determination of the total vitamin content (added and natural) or of the added vitamin only Limit of detection: 0.0035 mg/100 g (mL)	96 determinations	P1005
VitaFast® Vitamin B1 (Thiamin)	Quantitative determination of the total vitamin content (added and natural) or of the added vitamin only Limit of detection: 0.008 mg/100 g (mL)	96 determinations	P1006
VitaFast® Vitamin B2 (Riboflavin) AOAC-PTM 100902	Quantitative determination of the total vitamin content (added and natural) or of the added vitamin only Limit of detection: 0.0018 mg/100 g (mL)	96 determinations	P1007
VitaFast® Vitamin B6 (Pyridoxin)	Quantitative determination of the total vitamin content (added and natural) or of the added vitamin only Limit of detection: 0.0002 mg/100 g (mL)	96 determinations	P1008
VitaFast® Inositol	Quantitative determination of the total vitamin content (added and natural) Limit of detection: 0.5 mg/100 g (mL)	96 determinations	P1009
Enzymatic microtiter plate			
VitaFast® Vitamin C (L-Ascorbic Acid)	Quantitative determination of vitamin C (L-ascorbic acid and L-dehydroascorbic acid) possible Limit of detection: 7.8 mg/100 g (mL)	50 determinations	P1010
Spiking standards			
VitaFast® Folsäure / Folic Acid Spiking standard	Folic acid in solid form	3 vials	P3001
VitaFast® Vitamin B12 (Cyanocobalamin) Spiking standard	Cyanocobalamin in solid form	3 vials	P3002
VitaFast® Vitamin B7 (Biotin) Spiking standard	D-Biotin in solid form	3 vials	P3003
VitaFast® Pantothensäure / Pantothenic Acid Spiking standard	Ca-D-Pantothenat in solid form	3 vials	P3005
Enzyme			
VitaFast® Chicken Pancreatin	Enzyme for sample preparation for determination of natural folic acid	1 vial for 50 sample preparations	P2002





Vitamin analysis

RIDASCREEN®

Product	Description	No. of tests/amount	Art. No.
ELISA microtiter plates			
RIDASCREEN®FAST Vitamin B12	Enzyme immunoassay for quantitative analysis of total vitamin B12 in fortified food and vitamin products	48 determinations Incubation time: 25 min	R2103
RIDASCREEN®FAST Folsäure (Folic Acid)	Enzyme immunoassay for quantitative analysis of added folic acid in fortified food and vitamin products	48 determinations Incubation time: 25 min	R3203



EASI-EXTRACT®

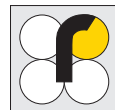
Immunoaffinity columns			
EASI-EXTRACT® VITAMIN B12	Immunoaffinity columns for sample clean-up prior to the analysis of vitamin B12 using HPLC or LC-MS/MS	10 columns (3 mL format) 50 columns (3 mL format)	RBRP80 RBRP80B
EASI-EXTRACT® VITAMIN B12 (LGE) AOAC 2014.02 „Final Action“	Immunoaffinity columns for sample clean-up prior to the analysis of vitamin B12 using HPLC or LC-MS/MS	10 columns (10 mL format) 50 columns (10 mL format)	RBRP88 RBRP88B
EASI-EXTRACT® FOLIC ACID	Immunoaffinity columns for sample clean-up prior to the analysis of folic acid using HPLC or LC-MS/MS	10 columns (3 mL format) 50 columns (3 mL format)	RBRP81 RBRP81B
EASI-EXTRACT® BIOTIN AOAC 2016.02 „Final Action“ Official recommended Codex method	Immunoaffinity columns for sample clean-up prior to the analysis of biotin using HPLC or LC-MS/MS	10 columns (3 mL format) 50 columns (3 mL format)	RBRP82 RBRP82B
EASI-EXTRACT® MULTI-VIT B (LGE)	Immunoaffinity columns for sample clean-up prior to the analysis of biotin, vitamin B12 and folic acid using HPLC or LC-MS/MS	10 columns (10 mL format) 50 columns (10 mL format)	RBRP183 RBRP183B




IMMUNOPREP® ONLINE automated analysis

Online Immunoaffinity columns			
IMMUNOPREP® ONLINE VITAMIN B12	Online immunoaffinity cartridges used in conjunction with the CHRONECT Symbiosis RIDA®CREST handling system for the automated clean-up and analysis of vitamin B12 with HPLC	48 cartridges 96 cartridges	RBRP800/48 RBRP800





Mycotoxin analysis



Mycotoxins are toxic secondary metabolites produced by filamentous fungi

Mycotoxins can occur in agricultural products, such as cereals and milk, as well as in foods made from them, such as bread and dairy products. Due to the frequent occurrence of mycotoxins and their severe toxic effects on animals and humans, maximum levels (MLs) for the major mycotoxins have been set by legislative bodies. In accordance with these guidelines, specific sample preparation and detection methods were developed. These include enzyme immunoassays, lateral flow devices or immunoaffinity columns.

Assays for the screening of mycotoxins in food and feed:

- RIDASCREEN® and EuroProxima enzyme immunoassays (ELISAs) use the high specificity of antigen and antibody interaction to determine and quantify mycotoxins by photometric measurement.
- RIDA®QUICK lateral flow tests are immuno-chromatographic tests for the quantitative determination of mycotoxins with the innovative RIDA®SMART APP software in combination with an approved Android smartphone or with the RIDA®SMART BOX and a smartphone.
- Test cards, AFLACARD and OCHRACARD, allow a qualitative screening of mycotoxins at various levels in food and feed commodities.
- Immunoaffinity columns (e.g. RIDA®, EASI-EXTRACT®, PREP® and RHONE®) use the high specificity of antigen and antibody interaction to isolate, purify and concentrate mycotoxins from many complex matrices prior to ELISA or chromatographic analysis.
- Solid phase extraction columns (PuriTox and QualiT Pure™) are used for the clean-up of cereal and cereal based samples prior to chromatographic analysis.

RIDASCREEN®

ELISA tests for up to 96 determinations

- Highly sensitive and specific

RIDASCREEN®FAST

ELISA tests for up to 48/96 determinations

- Specific, fast and reliable

EuroProxima

ELISA tests for up to 96 determinations

- Specific mycotoxins and matrices
- Sensitive and fast



RIDA®QUICK

Lateral flow assay

- Easy and quantitative on-site testing
- Fast and reliable

Innovative smartphone-based evaluation of all quantitative tests with RIDA®SMART APP Software, also possible in combination with the RIDA®SMART BOX



RIDA®, EASI-EXTRACT®, PREP® and RHONE®

Immunoaffinity columns

- Single or multi-toxin analysis in conjunction with HPLC, LC-MS/MS or ELISA
- For a wide range of matrices

PuriTox and QualiT Pure™

Solid phase extraction columns

- Rapid purification prior to HPLC or LC-MS/MS



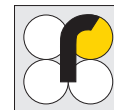


Mycotoxin analysis

	RIDASCREEN® EuroProxima	RIDA®QUICK	Rhône	RIDA®, EASI-EXTRACT® PREP®, RHONE®	PuriTox EASIMIP® QualiT Pure™
	ELISA	Lateral flow	Test cards	Immunoaffinity columns	Clean-up columns
Mycotoxins					
Aflatoxin					
• Total	•	•	•	•	•
• B1	•		•	•	
• M1	•			•	
Citrinin	•			•	
Deoxynivalenol	•	•		•	•
Fumonisin	•	•		•	•
Multi Toxin				•	•
Ochratoxin A	•	•	•	•	•
Patulin					•
T-2 Toxin	•			•	•
T-2 & HT-2 Toxin	•	•		•	•
Trichothecenes					•
Zearalenone	•	•		•	•



Mycotoxin analysis



Aflatoxins

Product	Description	No. of tests/amount	Art. No.
ELISA microtiter plates			
RIDASCREEN® Aflatoxin M1	Competitive enzyme immunoassay for quantitative determination of aflatoxin M1 in milk and milk powder* Detection limit: 5 ng/L (milk/milk powder), 50 ng/kg	96 determinations Incubation time: 1 h 15 min	R1121
RIDASCREEN® Aflatoxin B1 30/15	Competitive enzyme immunoassay for quantitative determination of aflatoxin B1 in cereals and feed Detection limit: 1 µg/kg (cereals), 1.7 µg/kg (soy), 2 µg/kg (dry cat food), 4 µg/kg (feed)	96 determinations Incubation time: 45 min	R1211
RIDASCREEN® Aflatoxin Total	Competitive enzyme immunoassay for quantitative determination of total aflatoxin in cereals and feed* Detection limit: 2.40 µg/kg (corn), < 1.75 µg/kg (barley, rice, wheat), 7.80 µg/kg (feed)	96 determinations Incubation time: 45 min	R4701
RIDASCREEN®FAST Aflatoxin	Competitive enzyme immunoassay for quantitative determination of total aflatoxins in cereals and feed* Detection limit: < 1.7 µg/kg	48 determinations Incubation time: 15 min	R5202
RIDASCREEN®FAST Aflatoxin SC	Competitive enzyme immunoassay for quantitative determination of total aflatoxins in cereals and feed Detection limit: 1.5 µg/kg (corn), 5.3 µg/kg (feed)	48 determinations Incubation time: 15 min	R9002
Immunoaffinity columns			
AFLAPREP®	Immunoaffinity columns for sample clean-up prior to the analysis of aflatoxins B1, B2, G1 and G2 using HPLC or LC-MS/MS	10 columns (1 mL format) 50 columns (1 mL format) 500 columns (1 mL format)	RBRDP07 RBRP07 RBRP07/500
AFLAPREP® M WIDE	Immunoaffinity columns for sample clean-up prior to the analysis of aflatoxin M1 and M2 using HPLC or LC-MS/MS	10 columns (3 mL format) 50 columns (3 mL format)	RBRP124 RBRP124B
AFLARHONE®	Immunoaffinity columns for sample clean-up prior the analysis of aflatoxins B1, B2, G1 and G2 using HPLC or LC-MS/MS	25 columns (1 mL format) 100 columns (1 mL format)	RBRP56/25 RBRP56/100
AFLARHONE® WIDE	Immunoaffinity columns for sample clean-up prior the analysis of aflatoxins B1, B2, G1 and G2 using HPLC or LC-MS/MS	25 columns (3 mL format) 100 columns (3 mL format) 500 columns (3 mL format)	RBRP116/25 RBRP116/100 RBRP116/500
EASI-EXTRACT® AFLATOXIN	Immunoaffinity columns for sample clean-up prior to the analysis of aflatoxins B1, B2, G1, G2, M1, M2 and sterigmatocystin using HPLC or LC-MS/MS	10 columns (3 mL format) 50 columns (3 mL format) 500 columns (3 mL format)	RBRRP71 RBRRP70N RBRRP70N/500
RIDA® Aflatoxin column	Immunoaffinity columns for sample clean-up prior to ELISA	10 columns (1 mL format) 50 columns (1 mL format)	R5001 R5002
Solid phase columns			
PuriTox Aflatoxin	Solid phase column for sample clean-up prior to the analysis of total aflatoxins using HPLC or LC-MS/MS	50 columns (syringe format)	RBRP25
Lateral flow test strips			
RIDA®QUICK Aflatoxin RQS FGIS 2024-188	Immunochromatographic test for the quantitative determination of total aflatoxin in corn* in combination with RIDA®SMART APP software** Detection limit: < 2 µg/kg	20 strips Incubation time: 3 min	R5208
RIDA®QUICK Aflatoxin RQS ECO	Immunochromatographic test with aqueous extraction for the quantitative determination of total aflatoxin in corn in combination with RIDA®SMART APP software** Detection limit: < 2 µg/kg	20 strips Incubation time: 5 min	R5209
Test cards			
AFLACARD B1	Qualitative detection of aflatoxin B1 at various screening levels	20 determinations	RBRP27
AFLACARD TOTAL	Qualitative detection of total aflatoxins at various screening levels	20 determinations	RBRP38

* Further applications on request.

** More information in chapter "Equipment and accessories" (p. 102 ff.).



Mycotoxin analysis

Citrinin

Product	Description	No. of tests/amount	Art. No.
ELISA microtiter plates			
RIDASCREEN®FAST Citrinin	Competitive enzyme immunoassay for quantitative determination of citrinin in cereals and feed Detection limit: 15 µg/kg	48 determinations Incubation time: 25 min	R6302
Immunoaffinity columns			
EASI-EXTRACT® CITRININ	Immunoaffinity columns for sample clean-up prior to the analysis of citrinin using HPLC or LC-MS/MS	10 columns (3 mL format) 25 columns (3 mL format)	RBRDP126 RBRP126



DON (Vomitoxin)

ELISA microtiter plates			
RIDASCREEN® DON	Competitive enzyme immunoassay for quantitative determination of deoxynivalenol in cereals, malt, feed, beer and wort Detection limits: 18.5 µg/kg (cereals/malt/feed), 3.7 µg/kg (beer/wort)	96 determinations Incubation time: 45 min	R5906
RIDASCREEN®FAST DON AOAC-PTM 000701	Competitive enzyme immunoassay for quantitative determination of deoxynivalenol in cereals, malt and feed Detection limit: < 0.2 mg/kg	96 determinations 48 determinations Incubation time: 8 min	R5901 R5902
RIDASCREEN®FAST DON SC	Competitive enzyme immunoassay for quantitative determination of deoxynivalenol in cereals, malt and feed Detection limit: 0.074 mg/kg	48 determinations Incubation time: 8 min	R5905
Immunoaffinity columns			
DONPREP®	Immunoaffinity columns for sample clean-up prior to the analysis of deoxynivalenol using HPLC or LC-MS/MS	10 columns (3 mL format) 50 columns (3 mL format)	RBRP50 RBRP50B
DONRHONE® WIDE	Immunoaffinity columns for sample clean-up prior the analysis of deoxynivalenol using HPLC or LC-MS/MS	25 columns (3 mL format) 100 columns (3 mL format)	RBRP141/25 RBRP141/100
Lateral flow test strips			
RIDA®QUICK DON RQS ECO	Immunochromatographic test for the quantitative determination of deoxynivalenol in grain* (wheat, corn, oat, barley) in combination with RIDA®SMART APP software** Detection limit: 0.15 mg/kg	20 strips Incubation time: 3 min	R5911



Ergot Alkaloid

Solid phase columns			
QualiT Pure™ Multi-Ergot Alkaloid MS	Solid phase column for sample clean-up prior to the analysis of ergocornine, ergocorninine, ergocristine, ergocristinine, ergocryptine, ergocryptinine, ergometrinine, ergosine, ergosinine, ergotamine, ergotaminine, ergovaline and dihydroergocristine using LC-MS/MS	50 columns (syringe format)	TC-QP2100-50

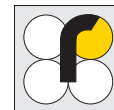


* Further applications on request.

** More information in chapter "Equipment and accessories" (p. 102 ff.).



Mycotoxin analysis



Fumonisin

Product	Description	No. of tests/amount	Art. No.
ELISA microtiter plates			
RIDASCREEN® Fumonisin ECO	Competitive enzyme immunoassay with aqueous extraction for quantitative analysis of total fumonisin in corn and feed Detection limit: 0.03 mg/kg (corn) and 0.04 mg/kg (feed)	96 determinations Incubation time: 45 min	R3411
RIDASCREEN®FAST Fumonisin ECO	Competitive enzyme immunoassay for quantitative determination of total fumonisins in corn and feed* Detection limit: < 0.25 mg/kg	48 determinations Incubation time: 8 min	R5603
Immunoaffinity columns			
FUMONIPREP®	Immunoaffinity columns for sample clean-up prior to the analysis of fumonisins B1, B2 and B3 using HPLC or LC-MS/MS	10 columns (3 mL format) 50 columns (3 mL format)	RBRDP31 RBRP31B
Lateral flow test strips			
RIDA®QUICK Fumonisin RQS ECO	Immunochromatographic test for the quantitative determination of total fumonisin in corn* in combination with RIDA®SMART APP software** Detection limit: 0.3 mg/kg	20 strips Incubation time: 5 min	R5606



Multitoxin

Immunoaffinity columns			
11•Myc MS-PREP® AOAC-PTM 112401	Immunoaffinity columns for the sample clean-up prior to the analysis of total aflatoxins, deoxynivalenol, fumonisin, ochratoxin A, T-2, HT-2 and zearalenone using LC-MS/MS	10 columns (3 mL format) 50 columns (3 mL format)	RBRP128 RBRP128B
AFLAOCHRA PREP®	Immunoaffinity columns for sample clean-up prior to the analysis of total aflatoxins and ochratoxin A using HPLC or LC-MS/MS	10 columns (1 mL format) 50 columns (1 mL format)	RBRP89 RBRP89B
AFLAOCHRA RHONE® WIDE	Immunoaffinity columns for sample clean-up prior the analysis of total aflatoxins and ochratoxin A using HPLC or LC-MS/MS	25 columns (3 mL format) 100 columns (3 mL format)	RBRP131/25 RBRP131/100
AO ZON PREP®	Immunoaffinity columns for sample clean-up prior to the analysis of total aflatoxins, ochratoxin A and zearalenone using HPLC or LC-MS/MS	10 columns (3 mL format) 50 columns (3 mL format)	RBRP112 RBRP112B
AOF MS-PREP®	Immunoaffinity columns for sample clean-up prior to the analysis of total aflatoxins, ochratoxin A and fumonisin using LC-MS/MS	10 columns (3 mL format) 50 columns (3 mL format)	RBRP115 RBRP115B
DZT MS-PREP®	Immunoaffinity columns for sample clean-up prior to the analysis of deoxynivalenol, zearalenone, T-2 and HT-2 using LC-MS/MS	10 columns (1 mL format) 50 columns (1 mL format)	RBRP73 RBRP73B
Solid phase columns			
PuriTox AflaZON	Solid phase column for sample clean-up prior to the analysis of total aflatoxins and zearalenone using HPLC or LC-MS/MS	25 columns (syringe format)	TC-M160
QualiPure™ Multi-Mycotoxin	Solid phase column for sample clean-up prior to the analysis of aflatoxins, 3-acetyl DON, 15-acetyl DON, deoxynivalenol, DON 3-glucoside, de-epoxy DON, nivalenol, fusarenon X, diacetoxys, neosolaniol, T-2, HT-2, zearalenone, zearalenol, sterigmatocystin and patulin using LC-MS/MS	50 columns (syringe format)	TC-QP1000-50
QualiPure™ Multi-Tox MS	Solid phase column for sample clean-up prior to the analysis of aflatoxins, 3-acetyl DON, 15-acetyl DON, deoxynivalenol, DON 3-glucoside, de-epoxy DON, nivalenol, fusarenon X, diacetoxyscirpenol, neosolaniol, T-2, HT-2, zearalenone, zearalenol, sterigmatocystin, patulin, fumonisin, ochratoxin A, citrinin, beauvericin, phompsin and enniatins using LC-MS/MS	50 columns (syringe format)	TC-QP1100-50



* Further applications on request.

** More information in chapter "Equipment and accessories" (p. 102 ff.).



Mycotoxin analysis

Ochratoxin A

Product	Description	No. of tests/amount	Art. No.
ELISA microtiter plates			
RIDASCREEN® Ochratoxin A 30/15	Competitive enzyme immunoassay for quantitative determination of ochratoxin A in corn, wheat, barley, rye, rice and feed* Detection limit: 0.5 µg/kg (corn/wheat), 0.4 µg/kg (barley), 1.2 µg/kg (rye), 0.8 µg/kg (rice), 1.6 µg/kg (feed)	96 determinations Incubation time: 45 min	R1312
RIDASCREEN®FAST Ochratoxin A	Competitive enzyme immunoassay for quantitative determination of ochratoxin A in cereals and feed* Detection limit: 1.3 µg/kg (corn), 1.5 µg/kg (wheat, barley), 2.0 µg/kg (oats) and 2.8 µg/kg (feed)	48 determinations Incubation time: 8 min	R5402
Immunoaffinity columns			
OCHRAPREP®	Immunoaffinity columns for sample clean-up prior to the analysis of ochratoxin A using HPLC or LC-MS/MS	10 columns (3 mL format) 50 columns (3 mL format) 500 columns (3 mL format)	RBRP14 RBRP14B RBRP14/500
OCHRARHONE®	Immunoaffinity columns for sample clean-up prior the analysis of ochratoxin A using HPLC or LC-MS/MS	25 columns (1 mL format) 100 columns (1 mL format)	RBRP59/25 RBRP59/100
OCHRARHONE® WIDE	Immunoaffinity columns for sample clean-up prior the analysis of ochratoxin A using HPLC or LC-MS/MS	25 columns (3 mL format) 100 columns (3 mL format) 500 columns (3 mL format)	RBRP119/25 RBRP119/100 RBRP119/500
RIDA® Ochratoxin A column	Immunoaffinity columns for sample clean-up prior to ELISA	10 columns (1 mL format)	R1303
Lateral flow test strips			
RIDA®QUICK Ochratoxin ECO	Immunochromatographic test with aqueous extraction for the quantitative determination of ochratoxin A in corn and wheat in combination with RIDA®SMART APP software** Detection limit: 2 µg/kg	20 strips Incubation time: 3 - 5 min	R5404
Test cards			
OCHRACARD	Qualitative detection of ochratoxin A at various screening levels	20 determinations + 20 Immunoaffinity columns	RBRP48



Patulin

Enzyme			
Pectinase	An enzyme for the clarification of cloudy apple juice and apple purée prior to patulin analysis	100 determinations	RBRP129
Molecularly imprinted columns			
EASIMIP™ PATULIN	Molecularly imprinted columns for sample clean-up prior to the analysis of patulin using HPLC or LC-MS/MS	10 columns (3 mL format) 50 columns (3 mL format)	RBRP250 RBRP250B

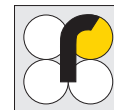


* Further applications on request.

** More information in chapter "Equipment and accessories" (p. 102 ff.).



Mycotoxin analysis



T-2 Toxin

Product	Description	No. of tests/amount	Art. No.
ELISA microtiter plates			
RIDASCREEN® T-2 Toxin	Competitive enzyme immunoassay for quantitative determination of T-2 toxin in cereals and feed Measuring range: 3.5 - 56 µg/kg Detection limit: approx. 7 µg/kg (barley, rye, corn, wheat), approx. 11 µg/kg (oats) Measuring range: 35 - 560 µg/kg Detection limit: approx. 30 µg/kg (corn, wheat, oats)	96 determinations Incubation time: 1 h 30 min	R3801
RIDASCREEN®FAST T-2 Toxin	Competitive enzyme immunoassay for quantitative determination of T-2 toxin in cereals and feed Detection limit: < 20 µg/kg	48 determinations Incubation time: 15 min	R5302



T-2/HT-2 Toxin

ELISA microtiter plates			
RIDASCREEN® T-2/HT-2 Toxin	Competitive enzyme immunoassay for quantitative determination of T-2/HT-2 toxin in oats, corn, barley and wheat Detection limit: 13 µg/kg (oats), 10 µg/kg (corn), 14 µg/kg (wheat), 11 µg/kg (barley)	96 determinations Incubation time: 45 min	R3805
Immunoaffinity columns			
EASI-EXTRACT® T-2 & HT-2	Immunoaffinity columns for sample clean-up prior to the analysis of T-2 and HT-2 using HPLC or LC-MS/MS	10 columns (3 mL format) 50 columns (3 mL format)	RBRP43 RBRP43B
Lateral flow test strips			
RIDA®QUICK T-2/HT-2 RQS ECO	Immunochromatographic test for quantitative determination of T-2/HT-2 toxin in oats, corn, and wheat* in combination with RIDA®SMART APP software** Detection limit: 50 µg/kg	20 strips Incubation time: 5 min	R5304



* Further applications on request.

** More information in chapter "Equipment and accessories" (p. 102 ff.).



Mycotoxin analysis

Zearalenone

Product	Description	No. of tests/amount	Art. No.
ELISA microtiter plates			
RIDASCREEN® Zearalenon	Competitive enzyme immunoassay for quantitative determination of zearalenone in cereals, feed, beer, serum and urine* Detection limits: 50 ng/L (serum/urine), 250 ng/L (beer), 1750 ng/kg (cereals/feed)	96 determinations Incubation time: 2 h 30 min	R1401
RIDASCREEN®FAST Zearalenon	Competitive enzyme immunoassay for quantitative determination of zearalenone in cereals and feed Detection limit: 17 - 41 µg/kg	48 determinations Incubation time: 15 min	R5502
RIDASCREEN®FAST Zearalenon SC	Competitive enzyme immunoassay for quantitative determination of zearalenone in cereals Detection limit: 5 µg/kg	48 determinations Incubation time: 15 min	R5505
Immunoaffinity columns			
ZONRHONE® WIDE	Immunoaffinity columns for sample clean-up prior the analysis of zearalenone using HPLC or LC-MS/MS	25 columns (3 mL format) 100 columns (3 mL format)	RBRP118/25 RBRP118/100
EASI-EXTRACT® ZEARALENONE	Immunoaffinity columns for sample clean-up prior to the analysis of zearalenone using HPLC or LC-MS/MS	10 columns (3 mL format) 50 columns (3 mL format)	RBRRP91 RBRRP90
Lateral flow test strips			
RIDA®QUICK Zearalenon RQS	Immunochromatographic test for the quantitative determination of zearalenone in corn* in combination with RIDA®SMART APP software** Detection limit: approx. 50 µg/kg	20 strips Incubation time: 5 min	R5504



Accessories

Lateral Flow test strips accessories			
RIDA®QUICK Mycotoxin ECO Extractor	Universal extraction buffer for RIDA®QUICK mycotoxin test kits	110 mL (10x concentration)	R5000

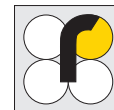


* Further applications on request.

** More information in chapter "Equipment and accessories" (p. 102 ff.).



Mycotoxin analysis



EuroProxima – Mycotoxin analysis

Product	Description	No. of tests/amount	Art. No.
ELISA microtiter plates			
EuroProxima Aflatoxin B1	Enzyme immunoassay for quantitative analysis of aflatoxin B1 in cereals (0.5 µg/kg), rice (0.4 µg/kg), egg (0.2 µg/kg), nuts (0.8 µg/kg), honey (0.2 µg/kg), mashed fruits (0.6 µg/kg), edible oils (0.2 µg/L), feed (1.0 µg/kg)	96 determinations Incubation time: 1 h 30 min	5121AFB
EuroProxima Aflatoxin B1 sensitive	Enzyme immunoassay for quantitative analysis of aflatoxin B1 in cereals (0.03 µg/kg), nuts (0.05 µg/kg), feed (2.5 µg/kg), infant food (0.03 µg/kg), liver (0.05 µg/kg), red pepper (0.5 µg/kg), serum (0.03 µg/L)	96 determinations Incubation time: 60 min	5121AFBS
EuroProxima PLUS Aflatoxin M1 sensitive	Enzyme immunoassay for quantitative analysis of aflatoxin M1 in milk (2.3 µg/L), cheese (3.6 µg/kg), butter (2.6 µg/kg), infant formula (5 µg/kg)	96 determinations Incubation time: 1 h 30 min	5121AFMS
EuroProxima PLUS Aflatoxin M1 fast	Enzyme immunoassay for quantitative analysis of aflatoxin M1 in milk (0.05 µg/L), cheese (< 0.1 µg/kg), butter (< 0.1 µg/kg)	96 determinations Incubation time: 45 min	5121AFMF
EuroProxima Total Aflatoxin	Enzyme immunoassay for quantitative analysis of aflatoxin total in cereals (unprocessed) (0.3 µg/kg), cereals (processed) (0.2 µg/kg), nuts (0.2 µg/kg), feed (0.4 µg/kg), infant food (0.016 µg/kg), liver (0.05 µg/kg), red pepper (1 µg/kg), serum (0.025 µg/kg), brown rice (0.2 µg/kg)	96 determinations Incubation time: 1 h 30 min	5121AFT
EuroProxima Ochratoxin A	Enzyme immunoassay for quantitative analysis of ochratoxin A in corn (1.4 µg/kg), wheat (1.7 µg/kg), red wine (0.3 µg/L), white wine (0.3 µg/L), must (0.3 µg/kg), roasted coffee (1.9 µg/kg), instant coffee (1.8 µg/kg), green coffee (1.2 µg/kg), cocoa (1.7 µg/kg), figs (0.7 µg/kg), raisins (3.2 µg/kg)	96 determinations Incubation time: 1 h 30 min	5121OTA



IMMUNOPREP® ONLINE automated analysis

Online automated analysis of mycotoxins in food and feed

IMMUNOPREP® ONLINE immunoaffinity cartridges are used together with the CHRONECT Symbiosis RIDA®CREST handling system to combine automated online sample preparation with quantitative analysis of the mycotoxin of interest.

The immunoaffinity cartridge contains a monoclonal antibody that is specific for the mycotoxin, coupled to a hydrophilic polymer that can withstand high pressure. The CHRONECT Symbiosis RIDA®CREST system enables the use of the IMMUNOPREP® ONLINE cartridges to be incorporated directly with HPLC, UHPLC or LC-MS/MS systems.

The IMMUNOPREP® ONLINE cartridge offers highly specific, sensitive, rapid and automated analysis. The sample application, washing and elution is performed online for up to 15 injections before the cartridge is automatically removed and replaced

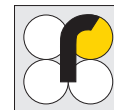
with a new one. This level of reuse has been found to offer optimum cartridge performance and removes the chance of interference or carryover.

Following extraction of the toxin from the sample with solvent, the extract is filtered, diluted and transferred to an autosampler vial. The diluted extract is injected onto the immunoaffinity cartridge and any toxin present in the sample is retained by antibody in the cartridge. Unbound matrix material is then automatically removed by washing the cartridge and the resulting wash goes to waste. Subsequently the toxins are released from the antibody following online elution with the mobile phase and the complete elution fraction from the cartridge is quantitatively analysed for the mycotoxin of interest.

IMMUNOPREP® ONLINE

- Improved quality assurance
- Improved traceability and efficiency
- Reusable cartridges
- Increased sample throughput
- New platform technology



**IMMUNOPREP® ONLINE automated analysis**

Product	Description	No. of tests/amount	Art. No.
Aflatoxins			
Online immunoaffinity cartridges			
IMMUNOPREP® ONLINE AFLATOXIN	Online immunoaffinity cartridges used in conjunction with the CHRONECT Symbiosis RIDA®CREST handling system for the automated clean-up and analysis of aflatoxins B1, B2, G1 and G2 with HPLC	48 cartridges 96 cartridges	RBRP900/48 RBRP900
IMMUNOPREP® ONLINE AFLATOXIN M1	Online immunoaffinity cartridges used in conjunction with the CHRONECT Symbiosis RIDA®CREST handling system for the automated clean-up and analysis of aflatoxin M1 with HPLC	48 cartridges	RBRP904/48
DON (Vomitoxin)			
IMMUNOPREP® ONLINE DEOXYNIVALENOL	Online immunoaffinity cartridges used in conjunction with the CHRONECT Symbiosis RIDA®CREST handling system for the automated clean-up and analysis of deoxynivalenol with HPLC	48 cartridges	RBRP902/48
Ochratoxin A			
IMMUNOPREP® ONLINE OCHRATOXIN	Online immunoaffinity cartridges used in conjunction with the CHRONECT Symbiosis RIDA®CREST handling system for the automated clean-up and analysis of ochratoxin A with HPLC	48 cartridges 96 cartridges	RBRP901/48 RBRP901
Zearalenone			
IMMUNOPREP® ONLINE ZEARALENONE	Online immunoaffinity cartridges used in conjunction with the CHRONECT Symbiosis RIDA®CREST handling system for the automated clean-up and analysis of zearalenone with HPLC	48 cartridges	RBRP903/48



Reference material and standards

Trilogy® – naturally contaminated materials and mycotoxin standards

Trilogy® Analytical Laboratory is one of the few producers of certified, naturally contaminated reference materials and certified mycotoxin standards. Additionally, naturally contaminated quality control materials and analytical standards for daily quality assurance are available.

Trilogy® is a full service ISO 17025 accredited laboratory and accredited as a reference material producer according to ISO 17034. In cooperation with Trilogy®, we offer naturally contaminated certified reference materials and certified mycotoxin standards with metrological traceability. The fields of application of these highly characterized products range from method validation in ISO 17025 accredited labs to instrument calibration. Certified reference materials are available in 100 g packs of selected matrices. Both single and multitoxin options are available. Certified standard solutions contain one mycotoxin each, dissolved in organic solvents.

Trilogy® Quality Control Materials

These are naturally contaminated homogeneous products that contain a specific concentration of one or more mycotoxins. These materials have various applications including daily quality assurance, technician training, troubleshooting, proficiency testing and quality documentation. Trilogy® quality

control materials are available containing the major mycotoxins in various matrices and levels of contamination: aflatoxin, ochratoxin, zearalenone, deoxynivalenol and fumonisin contaminated materials are available, as well as multitoxin QC materials. Commodities include corn and corn by-products, wheat, barley and malted barley, oats as well as complex products such as animal feed, pet food and spices. Samples are available in 100 g re-sealable foil packs.

Analytical Standards

Trilogy® also provides over 30 analytical standards for a wide range of mycotoxins, in solvents and in dry form. The Trilogy® analytical standards can be used for spiking experiments in order to check laboratory performance or for the analysis of mycotoxins by HPLC, GC or LC-MS/MS. Trilogy® dried standards are very easy to use. A simple reconstitution step reduces the need to handle hazardous mycotoxin powders. The liquid standards are ready to use and contain mycotoxins in dissolved specified organic solvents. They are both intended for use by customers who do not have a spectrophotometer or for those who want to ensure accurate HPLC/GC/LC-MS/MS determination of mycotoxins with minimal preparation and effort.

Trilogy®

Certified Trilogy® reference material (according to ISO 17034)

- Naturally contaminated
- Single and multitoxin options available
- Metrological traceability

Certified Trilogy® mycotoxin standards (according to ISO 17034)

- Ready-to-use liquids
- Single toxin solutions available
- Metrological traceability



Trilogy®

Quality control materials

- Naturally contaminated
- Single and multitoxin products available
- Cereals, corn, rice, and more
- Complex matrices like feed

Analytical standards

- Dried standard substances
- Ready-to-use standards, liquid
- Single and multitoxin options available





Mycotoxin analysis

	Trilogy®				Rhône
	Certified reference material	Certified liquid standards	Quality control material	Analytical standards	Standards
Mycotoxins					
Aflatoxin					
• Total			•	•	•
• B1		•		•	
• B2		•		•	
• G1		•		•	
• G2		•		•	
• M1				•	
Citrinin				•	
Diacetoxyscirpenol (DAS)				•	
DON		•	•	•	
Fumonisin			•	•	
Fusarenon-X				•	
Multitoxin	•		•		
Neosolaniol				•	
Nivalenol				•	
Ochratoxin A		•	•	•	•
Patulin				•	
T-2 Toxin				•	
HT-2 Toxin				•	
Trichothecenes				•	
Zearalenone		•	•	•	



Mycotoxin analysis

Certified Trilogy® Reference Materials for mycotoxin analysis

Product	Description	Amount	Art. No.
Certified Reference Material	Food or feed product		
Certified Trilogy® Reference Material Multitoxin	Commodities, mycotoxins and contamination levels available upon request	100 g	TMCRM-MT100



Certified Trilogy® Liquid Standards for mycotoxin analysis

Certified Standards	Liquid		
Certified Trilogy® Liquid Standard Aflatoxin B1	10 µg/mL aflatoxin B1 in acetonitrile	5 mL	CTSL-131-5
Certified Trilogy® Liquid Standard Aflatoxin B2	10 µg/mL aflatoxin B2 in acetonitrile	5 mL	CTSL-1012-5
Certified Trilogy® Liquid Standard Aflatoxin G1	10 µg/mL aflatoxin G1 in acetonitrile	5 mL	CTSL-1013-5
Certified Trilogy® Liquid Standard Aflatoxin G2	10 µg/mL aflatoxin G2 in acetonitrile	5 mL	CTSL-1014-5
Certified Trilogy® Liquid Standard Deoxynivalenol	25 µg/mL deoxynivalenol in methanol	5 mL	CTSL-383-5
Certified Trilogy® Liquid Standard Ochratoxin A	5 µg/mL ochratoxin A in methanol	5 mL	CTSL-520-5
Certified Trilogy® Liquid Standard Zearalenone	10 µg/mL zearalenone in methanol	5 mL	CTSL-422-5



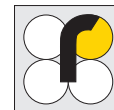


Mycotoxin analysis

Trilogy® Quality Control Material for mycotoxin analysis

Product	Description	Amount	Art. No.
QC Material	Food or feed product		
Trilogy® QC Material Aflatoxin	Commodities and contamination levels available upon request	100 g	TMQC-A100
Trilogy® QC Material Deoxynivalenol (DON)	Commodities and contamination levels available upon request	100 g	TMQC-D100 (Corn, Barley, Wheat and Oats)
Trilogy® QC Material Fumonisin	Commodities and contamination levels available upon request	100 g	TMQC-F100
Trilogy® QC Material Ochratoxin	Commodities and contamination levels available upon request	100 g	TMQC-O100 (Corn and Wheat)
Trilogy® QC Material Zearalenone	Commodities and contamination levels available upon request	100 g	TMQC-Z100 (Corn and Wheat)
Trilogy® QC Material Multitoxin	Commodities, mycotoxins and contamination levels available upon request	100 g	TMQC-MT100





Analytical Mycotoxin Standards for mycotoxin analysis

Product	Description	Amount	Art. No.
Aflatoxins			
Dried			
Trilogy® Dried Standard Aflatoxins B1, B2, G1, G2	Aflatoxins B1, B2, G1, G2 (4:1:4:1) (2/0.5/2/0.5 µg/mL)	5 µg/mL in 10 mL after reconstitution	TS-108-10
Trilogy® Dried Standard Aflatoxin B1	Aflatoxin B1	25 µg/mL in 10 mL after reconstitution	TS-104-10
Trilogy® Dried Standard Aflatoxin B2	Aflatoxin B2	25 µg/mL in 10 mL after reconstitution	TS-105-10
Trilogy® Dried Standard Aflatoxin G1	Aflatoxin G1	25 µg/mL in 10 mL after reconstitution	TS-106-10
Trilogy® Dried Standard Aflatoxin G2	Aflatoxin G2	25 µg/mL in 10 mL after reconstitution	TS-107-10
Trilogy® Dried Standard Aflatoxin M1	Aflatoxin M1	1 µg/mL in 2 mL after reconstitution	TS-130-2
Liquid			
Trilogy® Liquid Standard Aflatoxins B1, B2, G1, G2	Aflatoxin B1, B2, G1, G2 (4:1:4:1) 5 µg/mL (2/0.5/2/0.5 µg/mL) in acetonitrile	10 mL	TSL-108-10
AFLASTANDARD	Total aflatoxin standard (B1, B2, G1, G2) solution at 1000 ng/mL (250 ng/mL each) in methanol : acetonitrile (50:50 v/v)	6 mL 3 mL	RBRP22 RBRP22A
Trilogy® Liquid Standard Aflatoxin B1	Aflatoxin B1 25 µg/mL in acetonitrile	10 mL	TSL-104-10
Trilogy® Liquid Standard Aflatoxin B2	Aflatoxin B2 25 µg/mL in acetonitrile	10 mL	TSL-105-10
Trilogy® Liquid Standard Aflatoxin G1	Aflatoxin G1 25 µg/mL in acetonitrile	10 mL	TSL-106-10
Trilogy® Liquid Standard Aflatoxin G2	Aflatoxin G2 25 µg/mL in acetonitrile	10 mL	TSL-107-10
Trilogy® Liquid Standard Aflatoxin M1	Aflatoxin M1 0.5 µg/mL in acetonitrile	2 mL	TSL-143-2

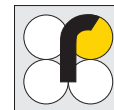




Mycotoxin analysis

Analytical Mycotoxin Standards for mycotoxin analysis

Product	Description	Amount	Art. No.
Citrinin			
Dried			
Trilogy® Dried Standard Citrinin	Citrinin	5 µg/mL in 5 mL after reconstitution	TS-904-5
DAS			
Dried			
Trilogy® Dried Standard Diacetoxyscirpenol (DAS)	Diacetoxyscirpenol (DAS)	100 µg/mL in 5 mL after reconstitution	TS-316-5
DON (Vomitoxin)			
Dried			
Trilogy® Dried Standard DON	Deoxynivalenol	50 µg/mL in 10 mL after reconstitution	TS-310-10
Trilogy® Dried Standard Deoxynivalenol (DON)	Deoxynivalenol (DON)	100 µg/mL in 10 mL after reconstitution	TS-317-10
Trilogy® Dried Standard 3-Acetyl Deoxynivalenol	3-Acetyl deoxynivalenol	100 µg/mL in 5 mL after reconstitution	TS-342-5
Trilogy® Dried Standard 15-Acetyl Deoxynivalenol	15-Acetyl deoxynivalenol	100 µg/mL in 5 mL after reconstitution	TS-343-5
Liquid			
Trilogy® Liquid Standard Deoxynivalenol (DON)	Deoxynivalenol (DON) 100 µg/mL in methanol	10 mL	TSL-317-10
Fumonisin			
Dried			
Trilogy® Dried Standard Fumonisin B1, B2	Fumonisin B1, Fumonisin B2 (10:3)	100/30 µg/mL in 2 mL after reconstitution	TS-202-2
Liquid			
Trilogy® Liquid Standard Fumonisin B1, B2	Fumonisin B1, Fumonisin B2 (10:3) 100/30 µg/mL in acetonitrile/water (50/50)	2 mL	TSL-202-2
Trilogy® Liquid Standard Fumonisin B1	Fumonisin B1 100 µg/mL in acetonitrile/water (50/50)	2 mL	TSL-204-2
Trilogy® Liquid Standard Fumonisin B2	Fumonisin B2 100 µg/mL in acetonitrile/water (50/50)	2 mL	TSL-205-2
Fusarenon X			
Dried			
Trilogy® Dried Standard Fusarenon-X	Fusarenon-X	100 µg/mL in 5 mL after reconstitution	TS-351-5
Neosolaniol			
Dried			
Trilogy® Dried Standard Neosolaniol	Neosolaniol	100 µg/mL in 5 mL after reconstitution	TS-328-5
Nivalenol			
Dried			
Trilogy® Dried Standard Nivalenol	Nivalenol	100 µg/mL in 5 mL after reconstitution	TS-344-5
Ochratoxin A			
Dried			
Trilogy® Dried Standard Ochratoxin A	Ochratoxin A	1 µg/mL in 5 mL after reconstitution	TS-503-5
Liquid			
Trilogy® Liquid Standard Ochratoxin A	Ochratoxin A 1 µg/mL in methanol	5 mL	TSL-503-5
OCHRSTANDARD	Ochratoxin A standard solution at a concentration of 1000 ng/mL in methanol	6 mL 3 mL	RBRP11 RBRP11A




Mycotoxin analysis

Analytical Mycotoxin Standards for mycotoxin analysis

Product	Description	Amount	Art. No.	
Patulin				
Liquid				
Trilogy® Liquid Standard Patulin	Patulin 25 µg/mL in acetonitrile	5 mL	TSL-601-5	
T-2/HT-2				
Dried				
Trilogy® Dried Standard T-2 Toxin	T-2 toxin	100 µg/mL in 5 mL after reconstitution	TS-314-5	
Trilogy® Dried Standard HT-2 Toxin	HT-2 toxin	100 µg/mL in 5 mL after reconstitution	TS-333-5	
Liquid				
Trilogy® Liquid Standard T-2 Toxin	T-2 Toxin 100 µg/mL in acetonitrile	5 mL	TSL-314-5	
Trilogy® Liquid Standard HT-2 Toxin	HT-2 Toxin 100 µg/mL in acetonitrile	5 mL	TSL-333-5	
Trichothecenes – Multitoxines				
Liquid				
Trilogy® Liquid Standard Type A & B Trichothecenes	Type A & B Trichothecenes (fusarenon X, deoxynivalenol, nivalenol, 3- & 15-acetyl DON, HT-2 toxin, diacetoxyscirpenol, T-2 toxin, neosolaniol) 100 µg/mL in acetonitrile	2 mL	TSL-307-2	
Dried				
Trilogy® Dried Standard Type A Trichothecenes	Type A Trichothecenes (diacetoxyscirpenol, HT-2 toxin, T-2 toxin, neosolaniol)	10 µg/mL in 5 mL after reconstitution	TS-353-2	
Zearalenone				
Dried				
Trilogy® Dried Standard Zearalenone	Zearalenone	25 µg/mL in 10 mL after reconstitution	TS-401-10	
Liquid				
Trilogy® Liquid Standard Zearalenone	Zearalenone 25 µg/mL in methanol	10 mL	TSL-401-10	

Hormones & anabolics



Analysis of hormone & anabolic residues in food

Hormones and anabolics can be used as growth promoters in livestock breeding to enhance average daily weight gain and meat/fat ratio. As a consequence, hormone and anabolic residues can occur in food of animal origin.

Due to their systemic function, hormone residues in food bear a potential health risk for the consumer. Additionally, the entry of hormonally active substances into surface and ground water can have an ecological impact on aquatic ecosystems.

Consequently, most countries have banned the use of hormones and anabolics in livestock breeding completely with exceptions for veterinary purposes.



Hormones & anabolics

	EuroProxima	RIDASCREEN®	RIDA®, EuroProxima
	ELISA	ELISA	Spiking solutions
β-Agonists			
β-Agonists	•	•	•
Clenbuterol	•	•	•
Ractopamin	•	•	
Anabolic steroids			
Ethinylestradiol	•		
Methyltestosterone	•		
Nortestosterone	•		
Progesterone	•		
Stanozolol	•		
Trenbolone	•		
Corticosteroide			
Corticosteroid	•		
Gestagens			
Medroxy Progesteron Acetate	•		
Non-steroidal compounds			
Zeranol	•		
Stilbenes			
Diethylstilbestrol (DES)	•		



Hormones & anabolics

RIDASCREEN® & RIDA®

Product	Description	No. of tests/amount	Art. No.
β-Agonists ELISA microtiter plates			
RIDASCREEN® β-Agonists	Enzyme immunoassay for quantitative analysis of β-agonists in urine (SPE) (150 ng/L), urine (direct) (200 ng/L), serum (900 ng/L), meat (100 ng/kg), liver (130 ng/kg), milk (45 ng/L), feed (1000 ng/kg)	96 determinations Incubation time: 1 h	R1704
RIDASCREEN® Clenbuterol	Enzyme immunoassay for quantitative analysis of clenbuterol in milk (50 ng/L), meat (100 ng/kg), liver (150 ng/kg), kidney (200 ng/kg), urine (100 ng/L), plasma/serum (250 ng/L), hair (2 µg/kg), eye ball (200 ng/kg), feed (600 µg/kg)	96 determinations Incubation time: 45 min	R1711
RIDA® Sample decolorant	Reagents for the sample preparation of liver and feed for RIDASCREEN® Clenbuterol (Art. No. R1711)	1 Set (600 samples)	R1699
RIDA® β-Agonists & Clenbuterol Spiking Solution	100 ng/mL	1 mL	R1799
Clenbuterol Assay Control (positive)	Freeze-dried calves urine positive for clenbuterol	1 x 5 mL	R1707
Clenbuterol Assay Control (negative)	Freeze-dried calves urine negative for clenbuterol	1 x 2 mL	R1708
RIDASCREEN® Ractopamin	Enzyme immunoassay for quantitative analysis of ractopamin in urine (700 ng/L), meat (200 ng/kg), liver (300 ng/kg)	96 determinations Incubation time: 1 h 30 min	R9901
Accessories Solid phase columns			
RIDA® C18 columns	Solid phase extraction columns for use in conjunction with RIDASCREEN® ELISAs	100 columns	R2002



EuroProxima

β-Agonists	ELISA microtiter plates		
EuroProxima Beta-Agonist	Enzyme immunoassay for quantitative analysis of β-agonists in urine (direct) (0.75 µg/L), urine (liquid extraction) (0.1 µg/L), faeces liver, kidney, bile and plasma (0.25 µg/kg), muscle (0.2 µg/kg), retina (0.8 µg/kg), feed (10 µg/kg)	96 determinations Incubation time: 1 h 30 min	5061BAG
EuroProxima Beta-Agonist Fast	Enzyme immunoassay for quantitative analysis of β-agonists on the presence of urine (0.15 µg/L), faeces, kidney, bile and plasma (0.25 µg/kg), liver (0.1 µg/kg), tissue (0.1 µg/kg), milk (0.04 µg/L), feed (1.0 µg/kg)	96 determinations Incubation time: 1 h	5061BAGFc
EuroProxima Clenbuterol	Enzyme immunoassay for quantitative analysis of Clenbuterol in urine (direct) (0.5 µg/kg), urine (liquid extraction) (0.05 µg/kg), faeces, liver, kidney, plasma / bile (0.2 µg/kg), muscle (0.1 µg/kg), retina / choroid (0.5 µg/kg), feed (5.0 µg/kg)	96 determinations Incubation time: 45 min	5071BAGC
EuroProxima Ractopamine	Enzyme immunoassay for quantitative analysis of ractopamine in urine (1.0 µg/L), liver (0.4 µg/kg), tissue (0.1 µg/kg), milk (0.04 µg/L), feed (2.0 µg/kg), serum (0.4 µg/L)	96 determinations Incubation time: 1 h	5061TRACT



Further applications on request.



Hormones & anabolics

EuroProxima

Product	Description	No. of tests/amount	Art. No.
Anabolic steroids ELISA microtiter plates			
EuroProxima Ethinylestradiol	Enzyme immunoassay for quantitative analysis of ethinylestradiol in tissue (0.18 µg/kg), muscle (0.07 µg/kg), urine (0.33 µg/L)	96 determinations Incubation time: 2 h 30 min	5081ESTR
EuroProxima Methyltestosterone	Enzyme immunoassay for quantitative analysis of methyltestosterone in urine (0.042 µg/L), tissue (bovine) (0.053 µg/kg) and tissue (fish) (0.22 µg/kg)	96 determinations Incubation time: 1 h 30 min	5081MTES
EuroProxima Nortestosterone	Enzyme immunoassay for quantitative analysis of nortestosterone in urine (2.83 µg/L) and milk (0.12 µg/L)	96 determinations Incubation time: 1 h 30 min	5081NOR
EuroProxima Progesterone	Enzyme immunoassay for quantitative analysis of progesterone in milk (1 µg/L) and serum (1 µg/L)	96 determinations Incubation time: 1 h 30 min	5081PROG
EuroProxima Stanozolol	Enzyme immunoassay for quantitative analysis of stanozolol in urine (1 µg/L) and faeces (1 µg/kg)	96 determinations Incubation time: 45 min	5081STAN
EuroProxima Trenbolone	Enzyme immunoassay for quantitative analysis of trenbolone in urine (0.5 µg/L), liver (0.6 µg/kg), tissue (0.4 µg/kg)	96 determinations Incubation time: 1 h 30 min	5081TRENBO
Corticosteroids ELISA microtiter plates			
EuroProxima Corticosteroid	Enzyme immunoassay for quantitative analysis of corticosteroids in milk (0.2 µg/L), urine (3 µg/L), muscle (0.2 µg/kg) and liver (1 µg/kg) and feed (0.6 µg/kg)	96 determinations Incubation time: 1 h 30 min	5081COR
Gestagens ELISA microtiter plates			
EuroProxima Medroxy Progesteron Acetate	Enzyme immunoassay for quantitative analysis of medroxyprogesteronacetate in bovine kidney fat (0.1 µg/kg)	96 determinations Incubation time: 1 h 30 min	5131MPA
Non-steroidal compounds ELISA microtiter plates			
EuroProxima Zeranol	Enzyme immunoassay for quantitative analysis of zeranol in urine (0.2 µg/L), tissue (0.7 µg/kg) and liver (1.3 µg/kg)	96 determinations Incubation time: 1 h 30 min	5081ZERAN
Non-steroidal compounds ELISA microtiter plates			
EuroProxima Diethylstilbestrol (DES)	Enzyme immunoassay for quantitative analysis of DES in tissue (0.18 µg/kg), urine (0.16 µg/L)	96 determinations Incubation time: 1 h 30 min	5081DES

Further applications on request.



Hormones & anabolics

Test system	Matrices								
	Meat	Milk	Serum/ plasma	Urine	Liver	Perirenal fat	Faeces	Feed	Additional matrices
RIDASCREEN® β-Agonists	•	•	•	•	•			•	
EuroProxima β-Agonists			•	•	•		•	•	Kidney, bile, muscle, retina
EuroProxima β-Agonists Fast		•	•	•	•		•	•	Kidney, bile, retina
RIDASCREEN® Clenbuterol	•	•	•	•	•			•	Hair, eye, kidney
EuroProxima Clenbuterol			•	•	•			•	Kidney, tissue
EuroProxima Corticosteroid	•	•		•	•			•	Muscle
EuroProxima Diethylstilbestrol	•	•		•					
EuroProxima Ethinylestradiol	•		•	•					
EuroProxima Methyltestosterone	•			•	•				Fish, bovine
EuroProxima Nortestosterone	•			•					
EuroProxima Progesterone		•	•						
EuroProxima Medroxy Progesteron Acetate	•					•			Bovine, kidney fat
RIDASCREEN® Ractopamine	•			•	•				
EuroProxima Ractopamine		•	•	•	•			•	Tissue
EuroProxima Trenbolone	•			•	•				
EuroProxima Stanozolol				•			•		
EuroProxima Zeranol	•			•	•				

Antibiotics



Analysis of antibiotic residues

In addition to their function as veterinary drugs, antibiotics can be used as antimicrobial growth promoters in livestock breeding. As a consequence of incorrect or illegal use, antibiotic drug residues in food of animal origin can remain.

Because of the potentially toxic, carcinogenic and allergic properties of antibiotic residues, contaminated food is a direct health risk for consumers. Additionally, the inappropriate use of antibiotics in animal husbandry and food production can promote multi-resistant pathogens, which pose an increasing risk for public health.

For these reasons, most countries have established Maximum Residue Limits (MRLs) and monitoring programs for antibiotic residues in food. Non-compliance with these legislations e.g. in export can lead to severe penalties.

For food industries, antibiotic residues additionally bear technological and economic risks, as they can inhibit production processes involving micro-organisms and thus lead to production losses.

RIDASCREEN®

ELISAs for the screening of antibiotic residues

- Quantitative results of single antibiotics or antibiotic groups
- Detect the most commonly used antibiotics
- Applications for a wide range of matrices
- Evaluation with RIDASOFT® Win.NET Food & Feed



EuroProxima

ELISAs for the screening of antibiotic residues

- Quantitative results of single antibiotics or antibiotic groups
- Detect a variety of specific antibiotics
- Applications for a wide range of matrices
- Evaluation with RIDASOFT® Win.NET Food & Feed



Premi®Test

Microbial inhibition test for qualitative screening

- Detects a broad spectrum of antibiotics
- Easy to handle, no sophisticated equipment needed
- Faster than plate tests
- Sensitive (in conformity with EU-MRLs)
- Validated (AOAC-PTM PTMSM and AFNOR NF VALIDATION)





Antibiotics

	EuroProxima	RIDASCREEN®	RIDA®, EuroProxima	Premi®Test*
	ELISA	ELISA	Spiking solutions	Test ampoules
Aminoglycosides				
Gentamycin	•			
Neomycin	•			•
Streptomycin	•	•	•	
Colisitin				
Colistin	•			
β-Lactames				
Penicillin	•			•
Fenicole				
Chloramphenicol	•	•	•	
Florfenicol	•			•
Florfenicol-amine	•			
Lyncomycin				
Lincomycin	•			
Macrolides				
Erythromycin	•			•
Tylosin	•			
Nitrofuran				
Nitrofuran (AHD)	•	•	•	
Nitrofuran (AMOZ)	•	•	•	
Nitrofuran (AOZ)	•	•	•	
Nitrofuran (DNSH)	•	•	•	
Nitrofuran (SEM)	•	•	•	
Nitroimidazoles				
Dimetridazole	•			
Polypeptides				
Bacitracin	•	•	•	•
Quinolones/Fluoroquinolones				
Chinolone/Quinolones		•		
Enrofloxacin	•			•
Flumequine	•			
Fluoroquinolones I & II	•			
Sulfonamides				
Sulfamethazin	•		•	
Sulfonamide	•		•	•
Trimethoprim	•			
Tetracyclin				
Oxytetracyclin	•			•
Tetracyclin	•	•	•	
Virginiamycin				
Virginiamycin	•			

* The test cannot differentiate between different antibiotics.



Antibiotics

RIDASCREEN®

Product	Description	No. of tests/amount	Art. No.
Aminoglycosides ELISA microtiter plates			
RIDASCREEN® Streptomycin	Enzyme immunoassay for quantitative analysis of streptomycin in milk (5 µg/L), milk (reconstituted from milk powder) (3 µg/L), honey (2 µg/kg), beef/pork (22 µg/kg), poultry (28 µg/kg), liver (23 µg/kg), kidney (18 µg/kg), shrimps (20 µg/kg), apple juice (4 µg/L)	96 determinations Incubation time: 45 min	R3104
RIDA® Streptomycin Spiking Solution	10 µg/mL	1 mL	R3199
Fenicol ELISA microtiter plates			
RIDASCREEN® Chloramphenicol	Enzyme immunoassay for quantitative analysis of chloramphenicol in milk (24 ng/L), milk powder (reconstitution) (240 ng/kg), milk powder (extraction) (24 ng/kg), yoghurt/kefir/buttermilk/cream (12 ng/kg), curd/sour cream (15 ng/kg), butter (61 ng/kg), cheese (16 ng/kg), honey (25 ng/kg), royal jelly (23 ng/kg), meat (beef, pork, poultry) (5 ng/kg), fish/shrimps (8 ng/kg), shrimps (5 in 1 nitrofurans sample prep.) (34 ng/kg), egg (15 ng/kg), urine direct (CAP-glucuronide) (138 ng/L), urine hydrolyzed (chloramphenicol) (196 ng/L), plasma/serum (18 ng/L), feed (107 ng/kg)	96 determinations Incubation time: 45 min	R1511
RIDA® Chloramphenicol Spiking Solution	50 ng/mL	1 mL	R1599
Nitrofurans ELISA microtiter plates			
RIDASCREEN® DNSH	Enzyme immunoassay for quantitative analysis of nitrofurans metabolite DNSH in meat (0.13 µg/kg) and Fish, shrimp & prawn (0.15 µg/kg)	96 determinations Incubation time: 1 h	R3740
RIDASCREEN® Nitrofurans (AOZ)	Enzyme immunoassay for quantitative analysis of AOZ in shrimps, fish, milk (50 ng/kg), meat, liver, whole egg (100 ng/kg)	96 determinations Incubation time: 1 h 15 min	R3703
RIDA® Nitrofurans (AOZ) Spiking Solution	20 ng/mL	1 mL	R3798
RIDASCREEN® Nitrofurans (AMOZ)	Enzyme immunoassay for quantitative analysis of AMOZ in shrimps (30 ng/kg), fish (40 ng/kg), meat (bovine) (40 ng/kg), meat (porcine) (65 ng/kg), poultry (chicken, turkey) (40 ng/kg)	96 determinations Incubation time: 45 min	R3722
RIDA® Nitrofurans (AMOZ) Spiking Solution	20 ng/mL	1 mL	R3799
RIDASCREEN® Nitrofurans (AHD)	Enzyme immunoassay for quantitative analysis of AHD in shrimps (200 ng/kg), fish (76 ng/kg)	96 determinations Incubation time: 1 h 15 min	R3713
RIDA® Nitrofurans (AHD) Spiking Solution	20 ng/mL	1 mL	R3796
RIDASCREEN® Nitrofurans (SEM)	Enzyme immunoassay for quantitative analysis of SEM shrimps (230 ng/kg), meat (200 ng/kg), fish (200 ng/kg)	96 determinations Incubation time: 45 min	R3724
RIDA® Nitrofurans (SEM) Spiking Solution	20 ng/mL	1 mL	R3797
RIDASCREEN® Nitrofurans (DNSH)	Enzyme immunoassay for quantitative analysis of SEM shrimps (250 ng/kg)	96 determinations Incubation time: 45 min	R3725

Further applications on request.





Antibiotics

RIDASCREEN®

Product	Description	No. of tests/amount	Art. No.
Polypeptides ELISA microtiter plates			
RIDASCREEN® Bacitracin	Enzyme immunoassay for quantitative analysis of bacitracin in milk (11 µg/L), meat (9 µg/kg), eggs (11 µg/kg), feed (82 µg/kg), urine (23 µg/L)	96 determinations Incubation time: 1 h 30 min	R2901
Quinolones/Fluoroquinolones ELISA microtiter plates			
RIDASCREEN® Chinolone/Quinolones	Enzyme immunoassay for quantitative analysis of quinolones in shrimps (6 µg/kg), fish (8 µg/kg), egg (9 µg/kg), meat (10 µg/kg)	96 determinations Incubation time: 1 h 15 min	R3113
Tetracyclin ELISA microtiter plates			
RIDASCREEN® Tetracyclin	Enzyme immunoassay for quantitative analysis of tetracyclin in milk (0.7 µg/L), milk powder (0.8 µg/kg), cheese (1.0 µg/kg), yoghurt (0.6 µg/kg), honey (2.0 µg/kg), meat (0.7 µg/kg), fish (1.0 µg/kg), shrimps (0.5 µg/kg), whole egg (1.2 µg/kg)	96 determinations Incubation time: 1 h 30 min	R3505
RIDA® Tetracyclin Spiking Solution	Lyophilizate, produces 10 mL of a 100 ng/mL stock solution	1 lyophilizate 1 reconstitution buffer	R3599
Premi®Test Test ampoules			
Premi®Test	Microbial inhibition test for the screening of antibiotic residues in food of animal origin such as meat (beef, pork, poultry) Detectable antibiotic groups: β-lactams, cephalosporins, macrolides, tetracyclins, sulfonamides, aminoglycosides, quinolones, polypeptides, fenicolis, others	4 x 25 ampoules 25 ampoules Incubation time: ~ 3 h	R3900 R3925



Further applications on request.



Antibiotics

EuroProxima

Product	Description	No. of tests/amount	Art. No.
Aminoglycosides ELISA microtiter plates			
EuroProxima Gentamicin	Enzyme immunoassay for quantitative analysis of gentamicin in milk (2 µg/kg), tissue (10 µg/kg), honey (2.5 µg/kg), serum (2 µg/L), feed (10 µg/kg), egg (1 µg/kg), urine (4 µg/L)	96 determinations Incubation time: 1 h 30 min	5111GEN
EuroProxima Neomycin	Enzyme immunoassay for quantitative analysis of neomycin in milk/milk powder (6.25 µg/kg), tissue (31.25 µg/kg), honey (15.63 µg/kg), serum/plasma (6.25 µg/L), urine (8.42 µg/L)	96 determinations Incubation time: 1 h 30 min	5111NEO
EuroProxima Streptomycin	Enzyme immunoassay for quantitative analysis of streptomycin and dihydrostreptomycin in urine (4 µg/L), tissue (10 µg/kg), milk (4 µg/L), egg (2 µg/kg), serum (2 µg/L), honey (dilution) (6 µg/kg), honey (extraction) (5 µg/kg), royal jelly (5 µg/kg)	96 determinations Incubation time: 1 h 30 min	5111STREP
Colistin ELISA microtiter plates			
EuroProxima Colistin	Enzyme immunoassay for quantitative analysis of colistin in milk (4 µg/L), egg (22 µg/kg), chicken (12 µg/kg), pork (8 µg/kg), beef (15 µg/kg), liver (21 µg/kg), fish (12 µg/kg) and feed (24 µg/kg)	96 determinations Incubation time: 1 h	5151COL
β-Lactame ELISA microtiter plates			
EuroProxima Penicillin	Enzyme immunoassay for quantitative analysis of penicillins in milk (0.08 µg/L), milk powder (1.52 µg/kg), cheese/butter/yoghurt/curd/cream/kefir/whey (0.4 - 2.5 µg/kg), infant formula (0.5 µg/L), chicken meat (5 µg/kg), salmon (2.03 µg/kg), shrimps (5.00 µg/kg) and turkey meat (0.9 µg/kg)	96 determinations Incubation time: 1 h 30 min	5091PEN
Fenicole ELISA microtiter plates			
EuroProxima Chloramphenicol	Enzyme immunoassay for quantitative analysis of chloramphenicol in urine (0.01 µg/L), liver (0.01 µg/kg), tissue (0.02 µg/kg), milk (0.01 µg/L), feed (0.1 µg/kg), egg (0.02 µg/kg), honey (0.02 µg/kg)	96 determinations Incubation time: 1 h 30 min	5091CAP
EuroProxima Chloramphenicol Fast	Enzyme immunoassay for quantitative analysis of chloramphenicol in urine (direct) (0.5 µg/L), urine (extraction) (0.02 µg/L), liver (0.02 µg/kg), tissue (0.02 µg/kg), milk (0.02 µg/L), milk (direct) (0.2 µg/L), feed (0.5 µg/kg), egg (0.02 µg/kg), honey (0.02 µg/kg), serum (0.2 µg/L)	96 determinations Incubation time: 45 min	5091CAPF
EuroProxima Florfenicol	Enzyme immunoassay for quantitative analysis of florfenicol in tissue (0.2 µg/kg), fish/shrimps (0.2 µg/kg) and egg (0.1 µg/kg)	96 determinations Incubation time: 45 min	5091FLORF
EuroProxima Florfenicol-amine	Enzyme immunoassay for quantitative analysis of florfenicol-amine in tissue (5.1 µg/kg), fish (8.3 µg/kg), kidney (11.6 µg/kg), liver (7.4 µg/kg), milk (2.1 µg/L) and egg (5 µg/kg)	96 determinations Incubation time: 1 h 30 min	5091FLOA
Lincomycine ELISA microtiter plates			
EuroProxima Lincomycin	Enzyme immunoassay for quantitative analysis of lincomycin in milk (45 µg/L), tissue (41 µg/kg), liver (100 µg/kg), honey (7 µg/kg), egg (20 µg/kg)	96 determinations Incubation time: 1 h 30 min	5151LIN
Macrolides ELISA microtiter plates			
EuroProxima Erythromycin	Enzyme immunoassay for quantitative analysis of erythromycin in milk (4 µg/L), honey (10 µg/kg), egg (10 µg/kg), shrimps/fish (10 µg/kg), liver (10 µg/kg) and urine (4 µg/L)	96 determinations Incubation time: 1 h 30 min	5151ERY
EuroProxima Tylosin	Enzyme immunoassay for quantitative analysis of tylosin in milk (2.5 µg/L), honey (2.5 µg/kg), egg (2.5 µg/kg), feed (2.5 µg/kg), tissue (2.5 µg/kg), serum (2.5 µg/L), urine (2.5 µg/L)	96 determinations Incubation time: 1 h 15 min	5151TYL





Antibiotics

EuroProxima

Product	Description	No. of tests/amount	Art. No.
Nitrofurane ELISA microtiter plates			
EuroProxima AHD	Enzyme immunoassay for quantitative analysis of AHD in urine (0.2 µg/L), tissue (0.2 µg/kg), milk (0.2 µg/L), egg (0.2 µg/kg), honey (0.5 µg/kg), shrimps (0.2 µg/kg), fish (0.2 µg/kg)	96 determinations Incubation time: 45 min	5091AHD
EuroProxima AMOZ	Enzyme immunoassay for quantitative analysis of AMOZ in urine (0.1 µg/L), tissue (0.1 µg/kg), milk (0.1 µg/L), egg (0.1 µg/kg), honey (0.1 µg/kg), shrimps (0.1 µg/kg)	96 determinations Incubation time: 45 min	5091AMOZ
EuroProxima AOZ	Enzyme immunoassay for quantitative analysis of AOZ in urine (0.05 µg/L), tissue (0.05 µg/kg), milk (0.05 µg/L), egg (0.05 µg/kg), honey (0.05 µg/kg), shrimps (0.05 µg/kg)	96 determinations Incubation time: 45 min	5091AOZ
EuroProxima DNSH	Enzyme immunoassay for quantitative analysis of DNSH in meat (0.13 µg/kg) and seafood (0.15 µg/kg)	96 determinations Incubation time: 1 h	5091DNSH
EuroProxima SEM	Enzyme immunoassay for quantitative analysis of SEM in urine (0.3 µg/L), tissue (0.2 µg/kg), milk (0.1 µg/L), egg (0.1 µg/kg), honey (0.2 µg/kg), shrimps (0.1 µg/kg), fish (0.2 µg/kg)	96 determinations Incubation time: 45 min	5091SEM
Nitroimidazoles ELISA microtiter plates			
EuroProxima Dimetridazole	Enzyme immunoassay for quantitative analysis of dimetridazole in shrimps (0.8 µg/kg), tissue (0.3 µg/kg), milk (0.3 µg/L), egg (0.3 µg/kg) and serum (0.3 µg/L)	96 determinations Incubation time: 1 h 30 min	5091DIME
Polypeptide ELISA microtiter plates			
EuroProxima Bacitracin	Enzyme immunoassay for quantitative analysis of Bacitracin in urine (23 µg/L), tissue (9 µg/kg), milk (10 µg/L), feed (60 µg/kg), egg (11 µg/kg)	96 determinations Incubation time: 1 h 30 min	5151BAC
EuroProxima Bacitracin Spiking Solution	1000 ng/mL	1 mL	5151BACSP
Quinolone/Fluoroquinolone ELISA microtiter plates			
EuroProxima Enrofloxacin	Enzyme immunoassay for quantitative analysis of enrofloxacin in urine (7 µg/L), tissue (method 1) (10 µg/kg), tissue (method 2) (4 µg/kg), milk (6 µg/L), egg (9 µg/kg), serum (2.5 µg/L)	96 determinations Incubation time: 1 h 30 min	5101ERFX
EuroProxima Flumequine	Enzyme immunoassay for quantitative analysis of flumequine in meat (< 0.1 µg/kg), shrimps (< 0.1 µg/kg), tissue (< 10 µg/kg), egg (3.5 µg/kg), honey (< 10 µg/kg), milk (13 µg/L), urine (5.5 µg/L), serum (1 µg/L), feed (10 µg/L), water (3 µg/L)	96 determinations Incubation time: 1 h 30 min	5101FLUM
EuroProxima Fluoroquinolones	Enzyme immunoassay for quantitative analysis of fluoroquinolones in milk (3 µg/L), egg (6 µg/kg), tissue and whole egg (0.5 µg/kg), honey (2 µg/kg), water (2 µg/L), serum (2.5 µg/L) and urine (7 µg/L)	96 determinations Incubation time: 1 h 30 min	5101FLUQG
EuroProxima Fluoroquinolones II	Enzyme immunoassay for quantitative analysis of fluoroquinolones in shrimps (4 µg/kg), porcine muscle (6 µg/kg), tissue (0.6 µg/kg), honey (0.1 µg/kg), serum (3 µg/L), urine (1.5 µg/L) and feed (16 µg/kg)	96 determinations Incubation time: 45 min	5101FLUQII
EuroProxima Oxolinic Acid	Enzyme immunoassay for quantitative analysis of oxolinic acid in fish (2 µg/kg) and shrimps (2 µg/kg)	96 determinations Incubation time: 1 h	5101OXO



Antibiotics

EuroProxima

Product	Description	No. of tests/amount	Art. No.
Sulfonamide ELISA microtiter plates			
EuroProxima Sulfamethazine	Enzyme immunoassay for quantitative analysis of sulfamethazine in urine (3 µg/L), tissue (3 µg/kg), milk (8 µg/L), serum/plasma (1 µg/L)	96 determinations Incubation time: 1 h 30 min	5101SUL
EuroProxima Sulfonamides, Multi	Enzyme immunoassay for quantitative analysis of a broad range of sulfonamides in urine (5 µg/L), tissue (4 µg/kg), milk (< 2.5 µg/L), egg (3 µg/kg), honey (2 µg/kg)	96 determinations Incubation time: 1 h 30 min	5101SULM
EuroProxima Trimethoprim	Enzyme immunoassay for quantitative analysis of trimethoprim in meat, liver, kidney (1.4 µg/kg), fish/shrimp (1.8 µg/kg), milk/milk powder (1.9 µg/kg), egg (0.66 µg/kg), urine (1.3 µg/L)	96 determinations Incubation time: 45 min	5101TMP
Tetracycline ELISA microtiter plates			
EuroProxima Tetracycline	Enzyme immunoassay for quantitative analysis of tetracyclines in tissue/liver (2.9 µg/kg), milk (0.4 µg/L), egg (4.0 µg/kg), honey (1.7 µg/kg), shrimps (1.3 µg/kg), butter (2.1 µg/kg)	96 determinations Incubation time: 1 h 30 min	5091TC
EuroProxima Oxytetracycline	Enzyme immunoassay for quantitative analysis of oxytetracycline in honey (5 µg/kg) and shrimps/fish (2 µg/kg)	96 determinations Incubation time: 1 h 30 min	5091OTC
Virginiamycin ELISA microtiter plates			
EuroProxima Virginiamycin	Enzyme immunoassay for quantitative analysis of virginiamycin in urine (14 µg/L), feed (40 µg/kg) and milk (8 µg/L)	96 determinations Incubation time: 1 h 30 min	5151VIG





Antibiotics

RIDASCREEN®

Test	Matrix													Additional matrices
	Milk	Milk powder	Milk products*	Meat	Liver	Kidney	Fish	Shrimp	Honey	Eggs	Urine	Serum/plasma	Feed	
RIDASCREEN® Bacitracin	•			•						•	•		•	
RIDASCREEN® Chinolone/ Quinolones	•			•			•	•	•	•				
RIDASCREEN® Chloramphenicol	•	•	•	•			•	•	•	•	•	•	•	
RIDASCREEN® DNSH				•			•	•						Shellfish
RIDASCREEN® Nitrofurantoin (AHD)							•	•						
RIDASCREEN® Nitrofurantoin (AMOZ)				•			•	•						
RIDASCREEN® Nitrofurantoin (AOZ)	•			•	•		•	•		•				
RIDASCREEN® Nitrofurantoin (SEM)				•			•	•						
RIDASCREEN® Streptomycin	•	•		•	•	•		•	•					Apple juice
RIDASCREEN® Tetracycline	•	•	•	•			•	•	•	•				
Premi®Test				•										

* Dairy products: e.g. butter, cheese, curd, yoghurt, cream, kefir (depending on test).



Antibiotics

EuroProxima

Test	Matrix													Additional matrices
	Milk	Milk powder	Milk products*	Meat	Liver	Kidney	Fish	Shrimp	Honey	Eggs	Urine	Serum/plasma	Feed	
EuroProxima Bacitracin	•									•	•		•	Tissue
EuroProxima Chloramphenicol	•				•				•	•	•		•	Tissue
EuroProxima Chloramphenicol Fast	•				•				•	•	•	•	•	Tissue
EuroProxima Colistin	•			•	•		•			•			•	
EuroProxima Dimetridazole	•			•				•		•		•		
EuroProxima Enrofloxacin	•									•	•	•		Tissue
EuroProxima Erythromycin	•				•		•	•	•	•	•			
EuroProxima Florfenicol							•	•		•				
EuroProxima Florfenicol-amine	•			•	•	•	•			•				
EuroProxima Flumequine	•			•				•	•	•	•	•	•	Water
EuroProxima Fluoroquinolones	•			•					•	•	•	•	•	
EuroProxima Fluoroquinolones II				•				•	•		•	•	•	
EuroProxima Gentamicin				•					•	•	•	•	•	
EuroProxima Lincomycin				•	•				•	•				
EuroProxima Neomycin	•	•		•					•		•	•		
EuroProxima AHD	•						•	•	•	•	•			Tissue
EuroProxima AMOZ	•							•	•	•	•			Tissue
EuroProxima AOZ	•							•	•	•	•			Tissue
EuroProxima DNSH				•			•							Shellfish
EuroProxima SEM	•						•	•	•	•	•			Tissue
EuroProxima Oxolinic Acid							•	•						
EuroProxima Oxytetracycline							•	•	•					
EuroProxima Penicillin	•	•	•	•			•	•						Baby food
EuroProxima Streptomycin	•								•	•	•	•		Tissue, geleé royal
EuroProxima Sulfamethazine	•										•	•		Tissue
EuroProxima Sulfonamides, Multi	•							•	•	•	•			Tissue
EuroProxima Tetracyclin	•				•			•	•	•				Tissue, butter
EuroProxima Trimethoprim	•	•		•	•	•	•	•		•	•			
EuroProxima Tylosin	•			•					•	•	•	•	•	
EuroProxima Virginiamycin	•										•		•	

Other veterinary drug residues/miscellaneous

Product	Description	No. of tests/amount	Art. No.
Anthelmintics ELISA microtiter plates			
EuroProxima Ivermectin	Enzyme immunoassay for quantitative analysis of ivermectin in milk (2.5 µg/L), corned beef (5 µg/kg), liver (8 µg/kg), serum (1 µg/L), urine (1 µg/L) and tissue (3 µg/kg)	96 determinations Incubation time: 1 h 30 min	5141IVER
Malachite green ELISA microtiter plates			
EuroProxima Malachite Green Total/ Crystal Violet	Enzyme immunoassay for quantitative analysis of malachite green, leucomalachite green, crystal violet and leucocrystal violet in shrimps and fish (0.12 µg/kg)	96 determinations Incubation time: 1 h	5161MGT
Tranquilizers ELISA microtiter plates			
EuroProxima Azaperone-Azaperol	Enzyme immunoassay for quantitative analysis of azaperone-azaperol in urine (0.2 µg/L), tissue (3 µg/kg), liver (5 µg/kg) and kidney (10 µg/kg)	96 determinations Incubation time: 1 h 30 min	5201AZA
EuroProxima Carazolol	Enzyme immunoassay for quantitative analysis of carazolol in urine (2.2 µg/L), tissue (0.3 µg/kg) and liver/kidney (3 µg/kg)	96 determinations Incubation time: 1 h 30 min	5201CARA



Marine biotoxins

ELISA microtiter plates			
EuroProxima Domoic Acid	Enzyme immunoassay for quantitative analysis of domoic acid in scallop (60 µg/kg), mussel (60 µg/kg) and oyster (150 µg/kg)	96 determinations Incubation time: 45min	5191DOMO
EuroProxima Okadaic Acid	Enzyme immunoassay for quantitative analysis of okadaic acid in mussel (40 µg/kg) and oyster (40 µg/kg)	96 determinations Incubation time: 45 min	5191OKA
EuroProxima Saxitoxin	Enzyme immunoassay for quantitative analysis of saxitoxin in mussel (10 µg/kg) and oyster (5 µg/kg)	96 determinations Incubation time: 45 min	5191SAXI
EuroProxima Tetrodotoxin	Enzyme immunoassay for quantitative analysis of tetrodotoxin in fish (7 µg/kg) and shellfish (9 µg/kg)	96 determinations Incubation time: 1 h 30 min	5191TTX
EuroProxima Tetrodotoxin Sensitive	Enzyme immunoassay for quantitative analysis of tetrodotoxin in fish and shellfish (6 µg/kg)	96 determinations Incubation time: 1 h	5191TTXSENS





Food adulteration

Product	Description	No. of tests/amount	Art. No.
ELISA microtiter plates			
EuroProxima Plus Cow's Milk	Enzyme immunoassay for quantitative analysis of cow's liquid milk in goat's/sheep's liquid milk (0.5 %), cow's milk powder in goat's/sheep's milk powder (0.5 %) and cow's colostrum powder in goat's whey powder (0.5 %)	96 determinations Incubation time: 45 min	5171MILK
EuroProxima Plus Lactoferrin	Enzyme immunoassay for quantitative analysis of lactoferrin in milk, milk powder and baby/infant milk powder	96 determinations Incubation time: 1 h 30 min	5091LFER
EuroProxima Plus Lactoferrin Fast	Enzyme immunoassay for quantitative analysis of lactoferrin in baby/infant milk powder (103 mg/kg)	96 determinations Incubation time: 45 min	5091LFERF
Test strips			
RIDA®QUICK CIS	Immunochromatographic test for the detection of cow milk (bovine IgG) in milk or cheese of other species Detection limit: 0.5 % cow's milk in sheep's and goat's milk, 0.5 % cow's milk in sheep's and goat's cheese	25 strips Incubation time: 5 min	R4303
DUROTEST® S	Membrane strips for detection of non-durum wheat adulteration in semolina Detection limit: 3 % non-durum wheat	20 strips (80 determinations)	RBRP10
Affinity columns			
EASI-BIND® LACTOFERRIN	Re-usable heparin affinity columns for sample clean-up prior to the analysis of lactoferrin using HPLC or LC-MS/MS	5 columns (3 mL format) 25 columns (3 mL format)	RBRP700/5 RBRP700/25



Histamine

Enzymatic test microtiter plates			
RIDASCREEN® Histamine (enzymatic) AOAC-PTM 031901	Enzymatic test in microtiter plate format for the quantitative determination of histamine in fish, canned fish, fish meal, wine, cheese and milk; for the sample preparation of wine it is recommended to use RIDA® Sample Decolorant (Art. No. R1699) Detection limit: 0.54 - 3.75 mg/kg (ppm) histamine (matrix depending)	96 determinations Incubation time: 15 min	R1605
Accessories			
RIDA® Sample Decolorant	Reagents for the sample extraction of wine for histamine analysis using RIDASCREEN® Histamine (enzymatic)	1 set (200 wine samples)	R1699



Allergens



Allergen analysis of surfaces, in cleaning water and foods

Even small traces of allergenic proteins in food can provoke allergic reactions in sensitive people. Therefore, monitoring of cross-contamination in raw material and production lines as well as correct labeling of food products are an important part of quality control in the food industry.

Surface and hygiene control

Clean and controlled allergen production conditions are a prerequisite for allergen-free food products. Surface tests with bioavid or RIDA®QUICK test strips (LFD) enable fast and reliable control within production. Results are available in 5 - 10 minutes without the need for extensive laboratory equipment. Thanks to the new RIDA®SMART APP Allergen, documentation of results is now easier than ever before.

Product testing

For food testing, different analytical methods exist: ELISA, LFD and PCR. While ELISA and LFD detect proteins, PCR detects the DNA of allergens. These methods are complementary and can be used for confirmation of screening results. With the bioavid LFDs incl. hook line, results are even more reliable. Very large amounts of allergen proteins in the sample can lead to falsely low or negative results - this is known as the hook effect. The bioavid LFDs have been equipped with an additional line, the hook line, to detect this effect. Our new quantitative LFD now also enables fast, reliable and quantitative gluten detection in test strip format. The unique 4plex Allergen qPCR kits allow the detection of up to 9 parameters plus internal amplification control in one run. Most of the ELISA kits are suitable for both manual and automated handling.

RIDASCREEN®

ELISA

- Quantitative results using recognized reference materials (e.g. NIST)
- Possibility of using automatess (ThunderBolt®, Bolt™, DYNEX DS2®)
- Evaluation with the user-friendly software – RIDASOFT® Win.NET Food & Feed

New: EASY line

- EASY extraction with an extraction tablet
- Spike solution included in the kit



RIDA®QUICK/bioavid

Lateral flow tests

- Versatile application
- Fast, simple procedure (on-site), no laboratory equipment required
- **bioavid tests:** integrated hook line and everything for hygiene testing included
- Documentation with RIDA®SMART APP Allergen

New: RIDA®QUICK quant.

- Quantitative results
- Evaluation using RIDA®SMART APP Allergen
- EASY extraction with an extraction tablet



SureFood® ALLERGEN

Real-time PCR

- Robust, stable target molecule (DNA) in highly processed food samples
- Highly specific assay with minimum tendency to cross reactions
- One sample preparation for all parameters using SureFood® PREP Advanced (Art. No. S1053) for manual preparation or automated with SureFast® Mag PREP Food (Art. No. F1060) in approx. 90 min
- Standardized handling and test procedure (1 - 2 h)



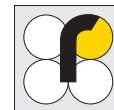


Allergens

	RIDASCREEN®	RIDA®QUICK/bioavid	SureFood®
	ELISA	Lateral flow tests	Real-time PCR
Gliadin/Gluten			
Gliadin/Gluten	●	●●	●
Gliadin/Gluten fragments	●		
Egg			
Egg	●	●	
Lysozyme	●		
Milk			
β-Lactoglobulin	●		
β-Lactoglobulin fragments	●		
Casein	●	●	
Milk	●	●	
Nuts and similar			
Almond	●	●	●●
Beechnut			●
Brazil nut		●	●
Cashew	●	●	●●
Coconut		●	●
Hazelnut	●	●	●●
Macadamia		●	●●
Peanut	●	●	●●
Pecan			●●
Pine nut			●
Pistachio		●	●●
Shea nut			●
Walnut	●	●	●●
Seafood			
Crustacean	●	●	●●
Fish			●●
Molluscs			●●
Various			
Apricot			●
Buckwheat			●
Celery			●●
Insects			●
Lupine	●		●
Mustard	●	●	●●
Oat			●
Sesame	●	●	●
Soya	●	●●	●●

- Quantitative
- bioavid with hook line
- SureFood® ALLERGEN 4plex kits

Other parameters (like histamines, glutamic acid, lactose and sulfites), that are often diagnosed in connection with allergies, can be found in the corresponding other chapters of our product catalogue.



Allergens

Gliadin/Gluten

Product	Description	No. of tests/amount	Art. No.
ELISA microtiter plates			
RIDASCREEN® Gliadin* AOAC-OMA 2012.01 "Final Action" AOAC-PTM 120601 AACCI 38-50.01 Codex Alimentarius Method (Type I) ICC 182	Official R5 Mendéz method: sandwich ELISA to quantify prolamines from wheat, rye and barley in e.g. food declared as gluten-free; sample extraction with Cocktail (patented) (Art. No. R7006/R7016) (not contained in the kit); the kit is suitable for automation Detection limit: 0.5 mg/kg gliadin or 1.0 mg/kg gluten (matrix dependent)	96 determinations Incubation time: 1 h 30 min	R7001
RIDASCREEN®FAST Gliadin sensitive*	R5 sandwich ELISA to quantify prolamines from wheat, rye and barley in e.g. food declared as gluten-free; sample extraction with Art. No. R7006/R7016 or R7080 (not contained in the kit); the kit is suitable for automation Detection limit: 0.2 mg/kg gliadin or 0.4 mg/kg gluten (matrix dependent)	96 determinations Incubation time: 30 min	R7051
RIDASCREEN® Gliadin competitive (2 nd generation) AOAC-OMA 2015.05 „Final Action“ AACCI 38-55.01 ICC 183	R5 competitive ELISA to quantify potential toxic peptide sequences of prolamines from wheat, rye and barley in fermented and hydrolyzed food (e.g. beer, starch, starch syrup); sample preparation with ethanol; the results can be related to the limit values of the Codex Alimentarius; the kit is suitable for automation Detection limit: 2.3 mg/kg gliadin or 4.6 mg/kg gluten (matrix dependent)	96 determinations Incubation time: 40 min	R7021
RIDASCREEN® Total Gluten AOAC-OMA 2018.15 "First Action"	R5 based sandwich ELISA for to quantify gluten from wheat, rye and barley in oat and oat products; sample extraction with R7006 or R7016 (not contained in the kit) Detection limit: 4 mg/kg gluten (matrix dependent) Can be also used for testing oat-free samples using Additive-TG (Art. No. RA0041) (application note).	96 determinations Incubation time: 50 min	R7041
RIDASCREEN®EASY Gluten*	R5 sandwich ELISA to quantify contamination by prolamins from wheat, rye and barley in foods. The test is calibrated against gluten and the result is given in mg gluten per kg food. Detection limit: 0.8 mg/kg gluten (averaged over wheat, rye, barley; matrix dependent)	96 determinations Incubation time: 30 min	RAE7071
Lateral flow test strips			
RIDA®QUICK Gluten quant.*	R5 sandwich quick test (LFD) to quantify contamination by prolamins from wheat, rye and barley. The test is calibrated against gluten and the result is given in mg gluten per kg food. Detection limit: Surface: 0.038 µg/mL gluten CIP water: 0.072 µg/mL gluten Food samples: 0.7 mg/kg gluten (matrix dependent)	15 test strips Incubation time: 10 min	RAL7073
RIDA®QUICK Gliadin* AOAC-OMA 2015.16 „Final Action“ AACCI 38-60.01 AOAC-PTM 101702	R5 sandwich quick test for detection of prolamines from wheat, rye and barley; the test strips can directly be used for swabbing (no external swab needed). Detection limit: Surfaces: 1.6 - 3.0 µg gluten/100 cm ² Raw materials: 4.4 mg/kg gluten Processed food: 6.3 mg/kg gluten Cleaning/process water: 10 ng/mL gluten (without cleaner) 50 - 100 ng/mL gluten (with cleaner) (matrix dependent)	25 test strips in reclosable tube, 25 plastic pipettes, sample diluent (ready-to-use), 30 vials Incubation time: 5 min	R7003

* See patent marking p.77.





Allergens

Gluten

Product	Description	No. of tests/amount	Art. No.
Lateral flow test strips			
RIDA®QUICK Gliadin* (single packaged) AOAC-OMA 2015.16 „Final Action“ AACCI 38-60.01 AOAC-PTM 101702	Corresponding to R7003, test strips are single packaged and no plastic pipettes are included	25 test strips single packaged, sample diluent (ready-to-use), 30 vials	R7004
RIDA®QUICK Gliadin (ready to swab) AOAC-PTM 101702	Corresponding to R7003, package contents designed for swab test application, test strips are single packaged, prefilled vials with ready-to-use sample buffer are included	25 test strips single packed, 25 prefilled vials with ready-to-use buffer	R7005
Accessories			
Cocktail (patented)	Developed by Prof. Mendéz; officially recommended extraction buffer for all processed e.g. heat treated food samples in conjunction with R7001, R7002, R7003, R7004, R7051, R7041, R7051	105 mL	R7006
Cocktail (patented)	Corresponding to R7006 but larger bottle size	1000 mL	R7016
Cocktail ECO*	Alternative to the Cocktail (patented); use only after comparison with R7006/R7016: the extraction is faster (35 min) and more environment-friendly; for all processed e.g. heat treated food tested with R7001, R7002, R7003, R7004, R7051	2 x 115 mL	R7080
RIDA® Extraction Solution (colorless)	Alternative to the Cocktail (patented); use only after comparison with R7006/R7016: the extraction is faster (35 min); for all processed e.g. heat treated food tested with R7001, R7002, R7003, R7004, R7051; additional application for R4612 available	105 mL	R7098
Set of 3 processed Gliadin Assay Controls	Three contaminated gliadin assay controls: one below 10 ppm (< 20 ppm limit value for gluten) and two high positive homogenized snack samples; in cooperation with Trilogy® Analytical Laboratories	3 x 1.5 g	R7012
RIDASCREEN® Total Gluten Additive TG	Use with RIDASCREEN® Total Gluten (Art. No. R7041) for analysis of oat-free samples or samples with low oat content (< 50 %)	2 mL concentrate	RA0041
Wheat Gluten Reference Material	Gluten reference material based on MoniQA wheat flour	2 g	RAA7011 Coming soon

* See patent marking p.77.



Allergens

Gluten

Product	Description	No. of tests/amount	Art. No.
Real-time PCR – qualitative and/or quantitative DNA detection			
SureFood® ALLERGEN Gluten	Detection of gluten-containing cereals (wheat such as spelt and khorasan wheat, rye, barley, oats) Detection limit: ≤ 0.4 mg/kg; limit of quantification: 1 mg/kg depending on matrix and DNA preparation	100 reactions**	S3606
SureFood® ALLERGEN Oat	Detection limit: ≤ 1 mg/kg depending on the matrix and DNA preparation	100 reactions	S7004
Screening Real-time PCR – qualitative DNA detection			
SureFood® ALLERGEN 4plex Cereals	Detection limit: ≤ 1 mg/kg depending on matrix and DNA preparation Qualitative detection and differentiation of specific wheat (<i>Triticum</i>), barley (<i>Hordeum vulgare</i>) and rye (<i>Secale cereale</i>) DNA sequences	100 reactions	S7006



Egg

ELISA microtiter plates			
RIDASCREEN® Egg*	Sandwich ELISA to quantify traces of native and processed egg in food; the assay is calibrated to NIST SRM 8445 whole egg powder; the kit is suitable for automation Detection limit: 0.13 mg/kg whole egg powder or 0.0624 mg/kg whole egg protein (matrix dependent)	96 determinations Incubation time: 50 min	R6411
RIDASCREEN®FAST Ei/Egg Protein	Sandwich ELISA to quantify traces of native egg in food; the assay is calibrated to NIST SRM 8445 whole egg powder; the kit is suitable for automation Detection limit: 0.1 mg/kg whole egg powder or 0.03 mg/kg egg white protein (matrix dependent)	48 determinations Incubation time: 30 min	R6402
RIDASCREEN®FAST Lysozym	Sandwich ELISA to quantify traces of lysozyme in wine, cheese and sausage; the kit is suitable for automation Detection limit: 0.005 mg/kg lysozyme in wine, 0.011 mg/kg lysozyme in cheese and sausages	48 determinations Incubation time: 30 min	R6452
Lateral flow test strips			
bioavid Lateral Flow Egg incl. Hook Line	Immunochromatographic quick test for the qualitative detection of egg residues; incl. hook line; everything for cleaning control included Detection limit: CIP water: 0.05 µg/mL, surfaces: 0.05 µg/cm ²	15 test strips Total assay time: 10 min	BLH708-15



* See patent marking p.77.

** SureFood® QUANTARD Allergen 40 must be used for quantification.



Allergens

Milk

Product	Description	No. of tests/amount	Art. No.
ELISA microtiter plates			
RIDASCREEN® β -Lactoglobulin	Competitive ELISA to quantify processed β -lactoglobulin in hydrolyzed milk products (e.g. hypoallergenic baby food) Detection limit: 1.4 mg/kg β -lactoglobulin (matrix dependent)	96 determinations Incubation time: 2 h 45 min	R4901
RIDASCREEN®FAST β -Lactoglobulin	Sandwich ELISA to quantify traces of native and processed β -lactoglobulin in food, which contain traces of milk or whey Detection limit: 0.042 mg/kg β -lactoglobulin (0.024 - 0.073 mg/kg matrix dependent)	48 determinations Incubation time: 30 min	R4912
RIDASCREEN®FAST Casein	Sandwich ELISA to quantify traces of casein in food, which contain traces of milk or casein/caseinates; Detection limit: extraction with allergen extraction buffer for chocolate, ice cream and wine 0.12 mg/kg casein (matrix dependent); extraction with Extractor 2 for rice crispies and sausage 0.71 mg/kg casein (matrix dependent)	48 determinations Incubation time: 30 min	R4612
RIDASCREEN®FAST Milk AOAC-PTM 101501	Sandwich ELISA to quantify traces of milk proteins (casein and β -lactoglobulin) in food; the assay is calibrated to NIST SRM 1549a whole milk powder; the kit is suitable for automation Detection limit: 0.57 mg/kg milk protein (matrix dependent)	48 determinations Incubation time: 30 min	R4652
ELISA – accessories			
RIDA® Extractor 2	The RIDA® Extractor 2 is used for the sample preparation in <ul style="list-style-type: none"> ▪ RIDASCREEN®FAST Milk (Art. No. R4652) ▪ RIDASCREEN®FAST Casein (Art. No. R4612) ▪ RIDASCREEN®FAST β-Lactoglobulin (Art. No. R4912) 	30 mL concentrate, sufficient for 15 samples	R4613
RIDA® Extraction solution (colorless)	For an alternative sample extraction with R4612; ask for the respective application note	105 mL	R7098
Lateral flow test strips			
bioavid Lateral Flow Milk	Immunochromatographic quick test for the qualitative detection of milk (casein and β -lactoglobulin); everything for cleaning control included Detection limit: CIP water: 1 μ g/mL, surfaces: 0.5 μ g/cm ²	15 test strips Total assay time: 10 min	BL623-15
bioavid Lateral Flow Casein incl. Hook Line	Immunochromatographic quick test for the qualitative detection of casein residues; incl. hook line; everything for cleaning control included Detection limit: CIP water: 0.01 μ g/mL, surfaces: 0.01 μ g/cm ²	15 test strips Total assay time: 10 min	BLH714-15





Allergens



Nuts and similar

Product	Description	No. of tests/amount	Art. No.
Almond			
ELISA microtiter plates			
RIDASCREEN®FAST Mandel/Almond	Sandwich ELISA to quantify traces of almond in food; the kit is suitable for automation Detection limit: 0.1 mg/kg almond (0 - 0.23 mg/kg matrix dependent)	48 determinations Incubation time: 30 min	R6901
Lateral flow test strips			
bioavid Lateral Flow Almond incl. Hook Line	Immunochromatographic quick test for the qualitative detection of almond residues; incl. hook line; everything for cleaning control included Detection limit: CIP water: 0.1 µg/mL, surfaces: 0.05 µg/cm ²	15 test strips Total assay time: 10 min	BLH701-15
Real-time PCR – qualitative and/or quantitative DNA detection			
SureFood® ALLERGEN Almond	Detection limit: ≤ 0.4 mg/kg; limit of quantification: 1 mg/kg depending on matrix and DNA preparation	100 reactions**	S3604
Beechnut			
Real-time PCR – qualitative DNA detection			
SureFood® ALLERGEN Beechnut	Detection limit: ≤ 1 mg/kg depending on matrix and DNA preparation	100 reactions	S3628
Brazil nut			
Lateral flow test strips			
bioavid Lateral Flow Brazil Nut incl. Hook Line	Immunochromatographic quick test for the qualitative detection of brazil nut residues; incl. hook line; everything for cleaning control included Detection limit: CIP water: 0.05 µg/mL, surfaces: 0.025 µg/cm ²	15 test strips Total assay time: 10 min	BLH702-15
Real-time PCR – qualitative and/or quantitative DNA detection			
SureFood® ALLERGEN Brazil Nut	Detection limit: ≤ 0.4 mg/kg; limit of quantification: 1 mg/kg depending on matrix and DNA preparation	100 reactions**	S3617
Cashew			
ELISA microtiter plates			
RIDASCREEN®FAST Cashew	Sandwich ELISA to quantify traces of cashew in food Detection limit: 0.13 mg/kg cashew (matrix dependent)	48 determinations Incubation time: 30 min	R6872
Lateral flow test strips			
bioavid Lateral Flow Cashew incl. Hook Line	Immunochromatographic quick test for the qualitative detection of cashew kernel residues; incl. hook line; everything for cleaning control included Detection limit: CIP water: 0.1 µg/mL, surfaces: 0.08 µg/cm ²	15 test strips Total assay time: 10 min	BLH710-15
Real-time PCR – qualitative and/or quantitative DNA detection			
SureFood® ALLERGEN Cashew	Detection limit: ≤ 0.4 mg/kg; limit of quantification: 1 mg/kg depending on matrix and DNA preparation	100 reactions**	S3615
Coconut			
Lateral flow test strips			
bioavid Lateral Flow Coconut incl. Hook Line	Immunochromatographic quick test for the qualitative detection of coconut residues; incl. hook line; everything for cleaning control included Detection limit: CIP water: 0.1 µg/mL, surfaces: 0.1 µg/cm ²	15 test strips Total assay time: 10 min	BLH700-15
Real-time PCR – qualitative DNA detection			
SureFood® ALLERGEN Coconut	Detection limit: ≤ 1 mg/kg; depending on matrix and DNA preparation	100 reactions	S3621

** SureFood® QUANTARD Allergen 40 must be used for quantification.



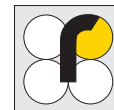


Allergens

Nuts and similar

Product	Description	No. of tests/amount	Art. No.
Hazelnut			
ELISA microtiter plates			
RIDASCREEN®FAST Hazelnut	Sandwich ELISA to quantify traces of hazelnut in food; the kit is suitable for automation Detection limit: 0.19 mg/kg hazelnut (0.17 - 0.22 mg/kg matrix dependent)	48 determinations Incubation time: 30 min	R6802
Lateral flow test strips			
bioavid Lateral Flow Hazelnut incl. Hook Line	Immunochromatographic quick test for the qualitative detection of hazelnut residues; incl. hook line; everything for cleaning control included Detection limit: CIP water: 0.1 µg/mL, surfaces: 0.05 µg/cm ²	15 test strips Total assay time: 10 min	BLH704-15
Real-time PCR – qualitative and/or quantitative DNA detection			
SureFood® ALLERGEN Hazelnut	Detection limit: ≤ 0.4 mg/kg; limit of quantification: 1 mg/kg depending on matrix and DNA preparation	100 reactions**	S3602
Macadamia nut			
Lateral flow test strips			
bioavid Lateral Flow Macadamia incl. Hook Line	Immunochromatographic quick test for the qualitative detection of macadamia nut residues; incl. hook line; everything for cleaning control included Detection limit: CIP water: 0.5 µg/mL, surfaces: 0.1 µg/cm ²	15 test strips Total assay time: 10 min	BLH705-15
Real-time PCR – qualitative and/or quantitative DNA detection			
SureFood® ALLERGEN Macadamia	Detection limit: ≤ 0.4 mg/kg; limit of quantification: 1 mg/kg depending on matrix and DNA preparation	100 reactions**	S3616
Peanut			
ELISA microtiter plates			
RIDASCREEN® Peanut AOAC-PTM 112102	Sandwich ELISA to quantify traces of peanut in food; the assay is calibrated to NIST SRM 2387 peanut butter; the kit is suitable for automation Detection limit: 0.08 mg/kg peanut (matrix dependent)	96 determinations Incubation time: 50 min	R6811
Lateral flow test strips			
bioavid Lateral Flow Peanut incl. Hook Line	Immunochromatographic quick test for the qualitative detection of peanut residues; incl. hook line; everything for cleaning control included Detection limit: CIP water: 0.5 µg/mL, surfaces: 0.02 µg/cm ²	15 test strips Total assay time: 10 min	BLH706-15
Real-time PCR – qualitative and/or quantitative DNA detection			
SureFood® ALLERGEN Peanut	Detection limit: ≤ 0.4 mg/kg; limit of quantification: 1 mg/kg depending on matrix and DNA preparation	100 reactions**	S3603
Pecan nut			
Real-time PCR – qualitative and/or quantitative DNA detection			
SureFood® ALLERGEN Pecan	Detection limit: ≤ 0.4 mg/kg; limit of quantification: 1 mg/kg depending on matrix and DNA preparation	100 reactions**	S3618

** SureFood® QUANTARD Allergen 40 must be used for quantification.



Allergens

Nuts and similar

Product	Description	No. of tests/amount	Art. No.
Pine nut			
Real-time PCR – qualitative DNA detection			
SureFood® ALLERGEN Pine Nut	Detection limit: ≤ 1 mg/kg depending on matrix and DNA preparation	100 reactions	S3624
Pistachio			
Lateral flow test strips			
bioavid Lateral Flow Pistachio incl. Hook Line	Immunochromatographic quick test for the qualitative detection of pistachio residues; incl. hook line; everything for cleaning control included Detection limit: CIP water: 0.1 µg/mL, surfaces: 0.05 µg/cm ²	15 test strips Total assay time: 10 min	BLH711-15
Real-time PCR – qualitative and/or quantitative DNA detection			
SureFood® ALLERGEN Pistachio	Detection limit: ≤ 0.4 mg/kg; limit of quantification: 1 mg/kg depending on matrix and DNA preparation	100 reactions**	S3614
Shea nut			
Real-time PCR – qualitative DNA detection			
SureFood® ALLERGEN Shea Nut	Detection limit: ≤ 1 mg/kg depending on matrix and DNA preparation	100 reactions	S3622
Walnut			
ELISA microtiter plates			
RIDASCREEN® Walnut	Sandwich ELISA for the quantitative determination of walnut traces in food; the kit is suitable for automation Limit of detection: 0.12 mg/kg walnut or 0.015 mg/kg walnut protein (matrix dependent)	96 determinations Incubation time: 50 min	R6601
Lateral flow test strips			
bioavid Lateral Flow Walnut incl. Hook Line	Immunochromatographic quick test for the qualitative detection of walnut residues; incl. hook line; everything for cleaning control included Detection limit: CIP water: 2 µg/mL, surfaces: 0.4 µg/cm ²	15 test strips Total assay time: 10 min	BLH707-15
Real-time PCR – qualitative and/or quantitative DNA detection			
SureFood® ALLERGEN Walnut	Detection limit: ≤ 0.4 mg/kg; limit of quantification: 1 mg/kg depending on matrix and DNA preparation	100 reactions**	S3607

Seafood

ELISA microtiter plates			
RIDASCREEN®EASY Crustacean*	Sandwich ELISA for the quantitative determination of crustacean traces in food; extraction using an extraction tablet (included in the kit); the kit is suitable for automation Detection limit: 0.15 mg/kg crustacean protein (matrix dependent)	96 determinations Incubation time: 80 min	RAE3001
Lateral flow test strips			
bioavid Lateral Flow Crustacean incl. Hook Line	Immunochromatographic quick test for the qualitative detection of crustacean residues; incl. hook line; everything for cleaning control included Detection limit: CIP water: 2 µg/mL, surfaces: 0.4 µg/cm ²	15 test strips Total assay time: 10 min	BLH716-15
Real-time PCR – qualitative and/or quantitative DNA detection			
SureFood® ALLERGEN Crustaceans	Detection limit: ≤ 0.4 mg/kg; limit of quantification: 1 mg/kg depending on matrix and DNA preparation	100 reactions**	S3612
SureFood® ALLERGEN Fish	Detection limit: ≤ 1 mg/kg; limit of quantification: 4 mg/kg depending on matrix and DNA preparation	100 reactions**	S3610
SureFood® ALLERGEN Molluscs	Detection limit: ≤ 0.4 mg/kg; ; limit of quantification: 1 mg/kg depending on matrix and DNA preparation	100 reactions**	S3613

* See patent marking p.77.

** SureFood® QUANTARD Allergen 40 must be used for quantification.



Allergens

Various

Product	Description	No. of tests/amount	Art. No.
Real-time PCR – qualitative DNA detection			
SureFood® Apricot	Detection limit: ≤ 5 DNA copies depending on matrix and DNA preparation; qualitative only	100 reactions	S7007
Real-time PCR – qualitative and/or quantitative DNA detection			
SureFood® ALLERGEN Buckwheat	Detection limit: ≤ 0.4 mg/kg; limit of quantification: 1 mg/kg depending on matrix and DNA preparation	100 reactions**	S3620
SureFood® ALLERGEN Celery	Detection limit: ≤ 0.4 mg/kg; limit of quantification: 1 mg/kg depending on matrix and DNA preparation	100 reactions**	S3605
Real-time PCR – qualitative DNA detection			
SureFood® ALLERGEN Insects	Detection of the class <i>Insecta</i> ; Detection limit: < 1 mg/kg depending on matrix and DNA preparation 100 % cross reactivity to arachnids	100 reactions	S3626
ELISA microtiter plates			
RIDASCREEN®FAST Lupine	Sandwich ELISA to quantify traces of lupine in food Detection limit: 0.32 mg/kg lupine protein (matrix dependent)	48 determinations Incubation time: 30 min	R6102
Real-time PCR – qualitative and/or quantitative DNA detection			
SureFood® ALLERGEN Lupin	Detection limit: ≤ 0.4 mg/kg; limit of quantification: 1 mg/kg depending on matrix and DNA preparation	100 reactions**	S3611
Mustard			
ELISA microtiter plates			
RIDASCREEN®EASY Mustard*	Sandwich ELISA for the quantitative determination of traces of mustard in food; the test is calibrated against mustard protein; extraction using an extraction tablet (included in the kit); the kit is suitable for automation Detection limit: 0.02 mg/kg mustard protein (matrix dependent)	96 determinations Incubation time: 50 min	RAE8201
Lateral flow test strips			
bioavid Lateral Flow Mustard incl. Hook Line	Immunochromatographic quick test for the qualitative detection of mustard residues; incl. hook line; everything for cleaning control included Detection limit: CIP water: 1 µg/mL, surfaces: 0,5 µg/cm ²	15 test strips Total assay time: 10 min	BLH703-15
Real-time PCR – qualitative and/or quantitative DNA detection			
SureFood® ALLERGEN Mustard	Detection limit: ≤ 0.4 mg/kg limit of quantification: 1 mg/kg depending on matrix and DNA preparation	100 reactions**	S3609
SureFood® ALLERGEN Oat	Detection limit: ≤ 1 mg/kg depending on the matrix and DNA preparation	100 reactions	S7004

* See patent marking p.77.

** SureFood® QUANTARD Allergen 40 must be used for quantification.



Allergens



Various

Product	Description	No. of tests/amount	Art. No.
Sesame			
ELISA microtiter plates			
RIDASCREEN®FAST Sesame	Sandwich ELISA to quantify traces of sesame in food; the kit is suitable for automation Detection limit: 0.14 mg/kg sesame (matrix dependent)	48 determinations Incubation time: 30 min	R7202
Lateral flow test strips			
bioavid Lateral Flow Sesame incl. Hook Line	Immunochromatographic quick test for the qualitative detection of sesame residues; incl. hook line; everything for cleaning control included Detection limit: CIP water: 0.2 µg/mL, surfaces: 0.02 µg/cm ²	15 test strips Total assay time: 10 min	BLH709-15
Real-time PCR – qualitative and/or quantitative DNA detection			
SureFood® ALLERGEN Sesame	Detection limit: ≤ 0.4 mg/kg; limit of quantification: 1 mg/kg depending on matrix and DNA preparation	100 reactions**	S3608
Soya			
ELISA microtiter plates			
RIDASCREEN®FAST Soya	Sandwich ELISA to quantify traces of soy protein in native and processed food; the kit is suitable for automation Detection limit: 0.24 mg/kg (0.15 - 0.32 mg/kg matrix dependent)	48 determinations Incubation time: 30 min	R7102
Lateral flow test strips			
RIDA®QUICK Soya	Immunochromatographic quick test for the qualitative detection of soya residues (native and processed). For sample preparation, RIDA®QUICK Soya accessory pack (Art. No. Z7103) is recommended. For sample preparation from foods, further soya extraction buffer (Art. No. R7113) is needed. Detection limit: on surfaces approx. 0.5 µg soya protein/100 cm ² , soya flour in wheat flour approx. 0.5 mg/kg soya protein, in processed foods approx. 10 mg/kg soya protein (matrix dependent).	25 dip sticks in reclosable tube, conjugate, extraction buffer, 30 reagent tubes, 25 reaction tubes, 26 swabs, 50 pipette tips Incubation time: 10 min	R7103
bioavid Lateral Flow Soy incl. Hook Line	Immunochromatographic quick test for the qualitative detection of soya residues (native and processed); incl. hook line; everything for cleaning control included Detection limit: CIP water: 0.025 µg/mL, surfaces: 0.05 µg/cm ²	15 test strips Total assay time: 10 min	BLH712-15
RIDA®QUICK Soya – accessories			
RIDA®QUICK Soya accessory pack	Accessories for the use of the RIDA®QUICK Soya (Art. No. R7103)	Test tube holder, floating rack, pipette	Z7103
RIDA®QUICK Soya Extraction buffer	The buffer is used for food sample preparation in conjunction with RIDA®QUICK Soya (Art. No. R7103)	2 x 100 mL	R7113
Real-time PCR – qualitative and/or quantitative DNA detection			
SureFood® ALLERGEN Soya	Detection limit: ≤ 0.4 mg/kg; limit of quantification: 1 mg/kg depending on matrix and DNA preparation	100 reactions**	S3601
ELISA – accessories			
RIDASCREEN® Allergen extraction buffer	Allergen extraction buffer (AEB) 10-fold concentrate for RIDASCREEN® and RIDASCREEN®FAST allergen product line	100 mL concentrate	RA0038

** SureFood® QUANTARD Allergen 40 must be used for quantification.





Allergens

Real-time PCR – multiplex

Product	Description	No. of tests/amount	Art. No.
Multiplex Screening			
Real-time PCR – qualitative DNA detection			
SureFood® ALLERGEN 4plex Peanut/Hazelnut/Walnut + IAC	Detection limit: ≤ 0.4 mg/kg peanut ≤ 0.4 mg/kg hazelnut ≤ 0.4 mg/kg walnut; depending on matrix and DNA preparation	100 reactions	S3402
SureFood® ALLERGEN 4plex Soya/Celery/Mustard + IAC	Detection limit ≤ 0.4 mg/kg depending on matrix and DNA preparation	100 reactions	S3401
SureFood® ALLERGEN 4plex Macadamia/Brazil Nut/Pecan + IAC	Detection limit: ≤ 0.4 mg/kg depending on matrix and DNA preparation	100 reactions	S3403
SureFood® ALLERGEN 4plex Almond/Pistachio/Cashew + IAC	Detection limit: ≤ 0.4 mg/kg depending on matrix and DNA preparation	100 Reaktionen	S3406
SureFood® ALLERGEN 4plex EU NUTS	Qualitative detection of tree nuts according to regulation 1169/2011 and peanut. Detection limit: ≤ 1 mg/kg depending on matrix and DNA preparation	100 reactions	S3404
SureFood® ALLERGEN 4plex Cereals	Detection limit: ≤ 1 mg/kg depending on matrix and DNA preparation Qualitative detection and differentiation of specific wheat (<i>Triticum</i>), barley (<i>Hordeum vulgare</i>) and rye (<i>Secale cereale</i>) DNA sequences	100 reactions	S7006
SureFood® 4plex LEGUMES	Qualitative detection of specific DNA sequences of legumes, pea and bean. Detection limit: ≤ 1 mg/kg depending on matrix and DNA preparation	100 reactions	S7008
SureFood® ALLERGEN 4plex SEAFOOD	Qualitative detection of crustaceans/fish/molluscs. Detection limit: ≤ 1 mg/kg depending on matrix and DNA preparation	100 reactions	S3405





Allergens



Accessories

Product	Description	No. of tests/amount	Art. No.
ELISA			
RIDASCREEN® Allergen extraction buffer	Allergen extraction buffer (AEB) 10-fold concentrate for RIDASCREEN® and RIDASCREEN®FAST Allergen product line	100 mL concentrate	RA0038
RIDASCREEN®EASY Extraction tablets*	Extraction tablets for the RIDASCREEN®EASY and RIDA®QUICK quant. Allergen product line	50 tablets	RAA0008
Lateral Flow			
RIDA®QUICK quant. evaluation kit	Needed for the quantitative analysis of RIDA®QUICK quant. LFDs via the RIDA®SMART APP Allergen	3x test strip holder 3x RIDA®SMART APP cover	RAL0001
bioavid Absorbionspuffer/Absorbent Buffer	Extraction buffer for preparation of polyphenol containing and strongly colored (e.g. coffee, red wine) or oily samples for bioavid lateral flow kits	15 vials (9 mL buffer each)	BS810-15
Real-time PCR			
DNA preparation			
SureFood® PREP Advanced	For highly processed matrices (food and feed)	50 preparations	S1053
SureFast® Mag PREP Food	For DNA extraction of animal and plant DNA from food and feed For the use in combination with the TANBead Maelstrom™ 4800 (Art. No. ZMAL48)	96 preparations	F1060
Laboratory reference material for quantification			
SureFood® QUANTARD Allergen 40	Laboratory reference material based on corn flour for PCR quantification of allergens requiring labeling in food. It contains the following allergens with a concentration of 40 mg/kg: gluten containing cereals, crustacean, molluscs, egg, fish, peanut, soy, milk, edible nuts, celery, mustard, sesame, lupin and buckwheat.	2 g	S3301
SureFood® QUANTARD Allergen 1 ppm	Laboratory reference material for the determination of the limit of detection and the limit of quantification of the SureFood® ALLERGEN PCR kits. It contains all potentially allergenic food ingredients as listed for SureFood® QUANTARD Allergen 40 in a concentration of 1 mg/kg.	2 g	S3305

*** Patent Marking:**

If the R-Biopharm products "Cocktail ECO", "Additive ECO" or "Extraction tablets" are used for the processing of food samples, a sulphite-containing extraction agent is used. Food inspection methods using a sulfite-containing extractant as in this product and/or corresponding detection kits are subject to the following patents of MORINAGA & Co., Ltd.: European Patent EP 2 224 239 B1, Australian Patent AU 2008 330 507 B2, United States Patent US 8 859 212 B2, Japanese Patent JP 5 451 854 B2. The patent holder has granted R-Biopharm AG a license to use, and sell products that employ, said protected technology in the above-mentioned territories.



GMO



Commercially available genetically modified organisms are usually transgenic plants in which DNA from foreign species were artificially implemented

These DNA sequences, mostly for herbicide and/or insect resistance are enveloped in a frame of viral or bacterial DNA sequences which serves as promoters or terminators. Different international and national legislations and labelling regulations require a multi-stage analysis, for which real-time PCR is the method of choice. In October 2015, the European Network of GMO Laboratories (ENGL) defined minimum performance requirements, which are fulfilled by the SureFood® kits.

1. The presence of GMOs can be screened by identifying the genetic sequence elements 35S, NOS or FMV for instance. 35S positive results should be confirmed for absence of natural contamination with the cauliflower mosaic virus using the CaMV detection kit. Furthermore, the efficiency of the DNA preparation should be confirmed using plant DNA, when analyzing a new matrix.
2. For GMO positive samples the identification of the GMO event is of main interest, to classify the food product as approved or illegal GMO. In Europe the legislation EC 1829/2003 and 1830/2003 describes the relevant regulations. Non-approved GMO products are not allowed to enter or to be produced or processed in Europe.
3. A zero tolerance strategy is in force for Europe, while for feed samples a technical threshold of 0.1 % has been established (EC 618/2011). Food products with a content of > 0.9 % approved GMO per matrix must be labelled.

SureFood® PREP Basic SureFood® PREP Advanced

- Efficient, streamlined DNA sample preparation from food and feed matrices
- Highly purified DNA
- For raw and high processed food and feed samples



SureFood® GMO SCREEN

- Multiplex assay for 35S/NOS/FMV + IAC, BAR/NPTII/PAT/CTP2:CP4 EPSPS, Corn/Soya/Canola/Cotton
- Single assays for vectors
- Plant specific GMO event multiplex assays for soya, corn, canola



SureFood® GMO QUANT

- Identification and quantification
- Robust detection system
- Wide product range
- Suitable for most available real-time thermocyclers





GMO

DNA preparation

Product	Description	No. of tests/amount	Art. No.
DNA preparation			
SureFood® PREP Basic	DNA preparation of food and feed	100 preparations	S1052
SureFood® PREP Advanced	DNA preparation of highly processed food and feed	50 preparations	S1053
SureFood® PREP Add-On	DNA preparation kit for 2 g sample weight in conjunction with SureFood® PREP Basic (Art. No. S1052)	15 extractions	S1055
SureFast® Animal+Plant Control 3plex	Extraction control for plant or animal matrix including internal control DNA (ICD) Detection limit: ≤ 500 DNA copies depending on matrix and DNA preparation	100 reactions	F4053
SureFast® Mag PREP Food	For DNA extraction of animal and plant DNA from food and feed. For the use in combination with the TANBead Maelstrom™ 4800 (Art. No. ZMAL48)	96 preparations	F1060

Real-time PCR screening

Qualitative real-time PCR			
SureFood® GMO Plant PLUS	Detection limit: ≤ 5 DNA copies depending on matrix and DNA preparation	100 reactions	S2049
SureFood® GMO SCREEN CaMV	Detection limit: ≤ 5 DNA copies depending on matrix and DNA preparation	100 reactions	S2027
SureFood® GMO SCREEN P35S:BAR Rice	Detection limit: ≤ 5 DNA copies depending on matrix and DNA preparation	2 x 50 reactions	S2022
Qualitative multiplex real-time PCR			
SureFood® GMO SCREEN 4plex 35S/NOS/FMV + IAC	Detection limit: ≤ 5 DNA copies depending on matrix and DNA preparation	100 reactions	S2126
SureFood® GMO SCREEN 4plex BAR/NPTII/PAT/CTP2:CP4 EPSPS	Detection limit: ≤ 5 DNA copies depending on matrix and DNA preparation	100 reactions	S2127
SureFood® GMO SCREEN 4plex BAR/PAT/CryIAb/CTP2:CP4 EPSPS	Detection limit: ≤ 5 DNA copies depending on matrix and DNA preparation	100 reactions	S2128
SureFood® GMO Plant 4plex Corn/Soya/Canola/Cotton	Detection limit: ≤ 500 DNA copies depending on matrix and DNA preparation; this is equivalent to approx. 0.01 % for unprocessed grain	100 reactions	S2156
SureFood® GMO Plant 4plex Corn/Soya/Canola + IAC	Detection limit: ≤ 500 DNA copies depending on matrix and DNA preparation; this is equivalent to approx. 0.01 % for unprocessed grain	100 reactions	S2158





GMO



Real-time PCR – qualitative DNA detection

Product	Description	No. of tests/amount	Art. No.
Canola			
Qualitative real-time PCR			
SureFood® GMO ID 4plex Canola I	Detection limit: ≤ 5 DNA copies depending on matrix and DNA preparation Events: MS8/GT73/T45	100 reactions	S2166
SureFood® GMO ID 4plex Canola II	Detection limit: ≤ 5 DNA copies depending on matrix and DNA preparation Events: MON88302/DP73496/RF3	100 reactions	S2167
Corn			
Qualitative real-time PCR			
SureFood® GMO ID 4plex Corn I	Events: MON810/TC1507/NK603/MON89034 Detection limit: ≤ 5 DNA copies; this is equivalent to approx. 0.01 % for unprocessed corn grain	100 reactions	S2170
SureFood® GMO ID DAS-40278-9 Corn	Detection limit: ≤ 5 DNA copies depending on matrix and DNA preparation; this is equivalent to approx. 0.01 % for unprocessed corn grain	100 reactions	S2140
Rice			
Qualitative real-time PCR			
SureFood® GMO ID Bt63 Rice	Detection limit: ≤ 5 DNA copies depending on matrix and DNA preparation	2 x 50 reactions	S2024
Soya			
Qualitative real-time PCR			
SureFood® GMO ID 4plex Soya I	Detection limit: ≤ 5 DNA copies depending on matrix and DNA preparation ; this is equivalent to approx. 0.01 % of unprocessed soybean Events: MON87708, CV127/DP305423/MON87701/MON87769	100 reactions	S2161
SureFood® GMO ID 4plex Soya II	Detection limit: ≤ 5 DNA copies depending on matrix and DNA preparation; this is equivalent to approx. 0.01 % of unprocessed soybean Events: RR-Soya/RR-2 Yield Soya/A2704-12 Soya/A5547-127 Soya	100 reactions	S2162
SureFood® GMO ID 4plex Soya III	Detection limit: ≤ 5 DNA copies depending on matrix and DNA preparation; this is equivalent to approx. 0.01 % of unprocessed soybean Detection of FG72, DAS68416, GMB151, DAS44406	100 reactions	S2164
SureFood® GMO ID 4plex Soya IV	Detection limit: ≤ 5 DNA copies depending on matrix and DNA preparation; this is equivalent to approx. 0.01 % of unprocessed soybean Detection of MON87705, DAS81419, MON87751, SYHT0H2	100 reactions	S2165
SureFood® GMO ID 4plex EU Soya	Detection limit: ≤ 5 DNA copies depending on matrix and DNA preparation; this is equivalent to approx. 0.01 % of unprocessed soybean Detection of DP305423, MON87769, CV127, MON87708, MON87701, DAS44406, DAS68416, FG72, GMB151, MON87705, MON87751, DAS81419, SYHT0H2, MON89788, A2704-12, GTS 40-3-2, A5547-35.	100 reactions	S2163



Reference material

SureFood® GMO Plant Reference Sample	0.1 % non GMO canola/corn/rice/soya	2 g	S2150
--------------------------------------	-------------------------------------	-----	-------





GMO

Real-time PCR – quantitative DNA detection

Product	Description	No. of tests/amount	Art. No.
Canola			
Quantitative real-time PCR			
SureFood® GMO QUANT GT73 Canola	Limit of detection: ≤ 5 DNA copies; Limit of quantification: 0.1 % depending on matrix and DNA preparation	2 x 50 reactions*	S2061
Corn			
Quantitative real-time PCR			
SureFood® GMO QUANT Bt176 Corn	Limit of detection: ≤ 5 DNA copies; Limit of quantification: 0.1 % depending on matrix and DNA preparation	2 x 50 reactions*	S2015
SureFood® GMO QUANT Bt11 Corn	Limit of detection: ≤ 5 DNA copies; Limit of quantification: 0.1 % depending on matrix and DNA preparation	2 x 50 reactions*	S2016
SureFood® GMO QUANT T25 Corn	Limit of detection: ≤ 5 DNA copies; Limit of quantification: 0.1 % depending on matrix and DNA preparation	2 x 50 reactions*	S2017
SureFood® GMO QUANT MON810 Corn	Limit of detection: ≤ 5 DNA copies; Limit of quantification: 0.1 % depending on matrix and DNA preparation	2 x 50 reactions*	S2019
SureFood® GMO QUANT 35S Corn	Limit of detection: ≤ 5 DNA copies; Limit of quantification: 0.1 % depending on matrix and DNA preparation	2 x 50 reactions*	S2020
SureFood® GMO QUANT MON863 Corn	Limit of detection: ≤ 5 DNA copies; Limit of quantification: 0.1 % depending on matrix and DNA preparation	2 x 50 reactions*	S2051
SureFood® GMO QUANT MIR162 Corn	Limit of detection: ≤ 5 DNA copies; Limit of quantification: 0.1 % depending on matrix and DNA preparation	2 x 50 reactions*	S2135
Soya			
Quantitative real-time PCR			
SureFood® GMO QUANT Roundup Ready Soya	Limit of detection: ≤ 5 DNA copies; Limit of quantification: 0.1 % depending on matrix and DNA preparation	2 x 50 reactions*	S2014
SureFood® GMO QUANT 35S Soya	Limit of detection: ≤ 5 DNA copies; Limit of quantification: 0.1 % depending on matrix and DNA preparation	2 x 50 reactions*	S2028
SureFood® GMO QUANT RR2Y Soya	Limit of detection: ≤ 5 DNA copies; Limit of quantification: 0.1 % depending on matrix and DNA preparation	2 x 50 reactions*	S2029

* 1 x 50 reactions for the detection of the reference gene.



Identification of animal species/ risk material/BSE



Real-time PCR and ELISA deliver robust, reliable results even from processed food and feed samples

Due to the increasing complexity of meat supply chains, and prevalent product falsifications, species identification testing has become a cornerstone of food quality assurance and fraud prevention. Real-time PCR and ELISA deliver robust, reliable results even from processed food and feed samples.

Animal species detection

- **Product falsification**
Product falsification with cheaper undeclared meat might be identified qualitatively using the SureFood® ANIMAL ID and ELISA-TEK™ and quantitatively using the SureFood® ANIMAL QUANT kits.
- **Species detection**
In some cases, especially for religious aspects such as kosher or halal with a zero tolerance strategy, highly sensitive qualitative detection is required.

The SureFood® ANIMAL ID Pork SENS PLUS kit enables an extremely sensitive detection. Additionally, the product line with Internal Amplification and Animal Control (IAAC) has higher sensitivity and includes an amplification and extraction control.

- **Feed**
Since 2001 it was forbidden to feed meat-and-bone meal to farm animals. Despite loosening, the inter species ban will remain in place. Thus, for example, bone meal from ruminant species may not be fed to ruminant species. Feed must continue to be checked for animal species.
- **Vegetarian**
Due to the rapidly growing market for vegetarian/vegan foods, analytical evidence of the absence of animal products is increasingly required.

SureFood® PREP Basic

- Efficient, streamlined DNA sample preparation from food and feed matrices
- Highly purified DNA



SureFood® ANIMAL ID

- Identification and quantification
- Multiplex assays
- Internal amplification and animal control as extraction control



ELISA-TEK™

Quantitative method for the identification of animal species

- RAW MEAT Kits
- COOKED MEAT Kits
- MEAT and BONE MEAL Kits

Qualitative method for the identification of animal species

- EZ Pork and EZ Pork Raw
- EZ PANGASIUS™





Animal species identification/risk material/BSE

Real-time PCR – qualitative DNA detection

Product	Description	No. of tests/amount	Art. No.
DNA preparation			
SureFast® Mag PREP Food	For DNA extraction of animal and plant DNA from food and feed. For the use in combination with the TANBead Maelstrom™ 8 Autostage (Art. No. ZMAL8) or Maelstrom™ 4800 (Art. No. ZMAL48)	96 preparations	F1060
SureFood® PREP Basic	DNA preparation of food and feed	100 preparations	S1052
SureFast® Animal+Plant Control 3plex	Extraction control for plant or animal matrix including internal control DNA (ICD) Detection limit: ≤ 500 DNA copies	100 reactions	F4053
SureFast® VEGAN	Sensitive detection of animal (vertebrates) or plant matrix including a positive control of 0.1% bovine DNA Detection limit: 0.01 % depending on matrix and DNA preparation	100 reactions	F4055
Multiplex screening			
Qualitative real-time PCR			
SureFood® ANIMAL ID 4plex Beef/Sheep/Goat + IAAC*	Detection limit: 0.01 % depending on matrix and DNA preparation	100 reactions	S6121
SureFood® ANIMAL ID 4plex Pork/Chicken/Turkey + IAAC*	Detection limit: 0.1 % depending on matrix and DNA preparation	100 reactions	S6123
SureFood® ANIMAL ID 4plex Beef/Horse/Pork + IAAC*	Detection limit: pork 0.5 %, beef, horse 0.1 % depending on matrix and DNA preparation	100 reactions	S6126
SureFood® ANIMAL ID 3plex Water Buffalo/Beef + IAAC*	Detection limit: 0.1 % depending on matrix and DNA preparation	100 reactions	S6130
SureFood® ANIMAL ID 4plex Camel/Horse/Donkey + IAAC*	Detection limit: 0.1 % depending on matrix and DNA preparation	100 reactions	S6131
SureFood® ANIMAL ID 3plex Horse/Donkey + IAAC*	Detection limit: 0.1 % depending on matrix and DNA preparation	100 reactions	S6119
SureFood® ANIMAL ID 3plex Cat/Dog + IAAC*	Detection limit: 0.5 % depending on matrix and DNA preparation	100 reactions	S6112
Farm animals			
Qualitative real-time PCR			
SureFood® ANIMAL ID Beef IAAC*	Detection limit: 0.1 % depending on matrix and DNA preparation	100 reactions	S6113
SureFood® ANIMAL ID Horse IAAC*	Detection limit: 0.1 % depending on matrix and DNA preparation	100 reactions	S6118
SureFood® ANIMAL ID Pork SENS PLUS	Detection limit: ≤ 0.0001 % depending on matrix and DNA preparation	100 reactions	S6017
SureFood® ANIMAL ID Pork IAAC*	Detection limit: 0.5 % depending on matrix and DNA preparation	100 reactions	S6114
Poultry			
Qualitative real-time PCR			
SureFood® ANIMAL ID Chicken IAAC*	Detection limit: 0.1 % depending on matrix and DNA preparation	100 reactions	S6115
SureFood® ANIMAL ID Turkey IAAC*	Detection limit: 0.1 % depending on matrix and DNA preparation	100 reactions	S6116

* IAAC = Internal Amplification and Animal Control.





Animal species identification/risk material/BSE

Real-time PCR – quantitative DNA detection

Product	Description	No. of tests/amount	Art. No.
Farm animals			
Quantitative real-time PCR			
SureFood® ANIMAL QUANT Beef	Detection limit: ≤ 5 DNA copies; limit of quantification: 0.04 % depending on matrix and DNA preparation	2 x 50 reactions**	S1010
SureFood® ANIMAL QUANT Pork	Detection limit: ≤ 5 DNA copies; limit of quantification: 0.04 % depending on matrix and DNA preparation	2 x 50 reactions**	S1011
Poultry			
Quantitative real-time PCR			
SureFood® ANIMAL QUANT Chicken	Detection limit: ≤ 5 DNA copies; limit of quantification: 0.1 % depending on matrix and DNA preparation	2 x 50 reactions**	S1014



** 1 x 50 reactions for the detection of the reference gene.



Animal species identification/risk material/BSE

ELISA-based species identification in food and feed

Product	Description	No. of tests/amount	Art. No.
Raw meat species kits			
ELISA microtiter plates			
ELISA-TEK™ Raw Mixed Species Kit	Assay for the positive identification of species content (customized) in raw samples	96 determinations Incubation time: 50 min	510501
ELISA-TEK™ Raw 3 Species Kit	Assay for the positive identification of species content (cow, pig, poultry) in raw samples	32 determinations per species Incubation time: 50 min	510503
ELISA-TEK™ Raw 4 Species Kit	Assay for the positive identification of species content (cow, pig, poultry sheep) in raw samples	24 determinations per species Incubation time: 50 min	510504
ELISA-TEK™ Raw Beef Kit	Assay for the positive identification of species content (beef) in raw samples	96 determinations Incubation time: 50 min	510511
ELISA-TEK™ Raw Pork Kit	Assay for the positive identification of species content (pork) in raw samples	96 determinations Incubation time: 50 min	510521
ELISA-TEK™ Raw Poultry Kit	Assay for the positive identification of species content (poultry) in raw samples	96 determinations Incubation time: 50 min	510531
ELISA-TEK™ Raw Sheep Kit	Assay for the positive identification of species content (sheep) in raw samples	96 determinations Incubation time: 50 min	510541
ELISA-TEK™ Raw Horse Kit	Assay for the positive identification of species content (horse) in raw samples	96 determinations Incubation time: 50 min	510551
Cooked meat species kits			
ELISA microtiter plates			
ELISA-TEK™ Cooked Meat Mixed Species Kit	Assay for the positive identification of species content (customized) in cooked samples	96 determinations Incubation time: 3 h	510601
ELISA-TEK™ Cooked Meat 3 Species Kit	Assay for the positive identification of species content (beef, pork, poultry) in cooked samples	32 determinations per species Incubation time: 3 h	510603
ELISA-TEK™ Cooked Meat 4 Species Kit	Assay for the positive identification of species content (beef, pork, poultry, sheep) in cooked samples	24 determinations per species Incubation time: 3 h	510604
ELISA-TEK™ Cooked Meat Beef Kit	Assay for the positive identification of species content (beef) in cooked samples	96 determinations Incubation time: 3 h	510611
ELISA-TEK™ Cooked Meat Pork Kit	Assay for the positive identification of species content (pork) in cooked samples	96 determinations Incubation time: 3 h	510621
ELISA-TEK™ Cooked Meat Poultry Kit	Assay for the positive identification of species content (poultry) in cooked samples	96 determinations Incubation time: 3 h	510631
ELISA-TEK™ Cooked Meat Sheep Kit	Assay for the positive identification of species content (sheep) in cooked samples	96 determinations Incubation time: 3 h	510641
ELISA-TEK™ Cooked Meat Horse Kit	Assay for the positive identification of species content (horse) in cooked samples	96 determinations Incubation time: 3 h	510651
Meat and bone meal kits			
ELISA microtiter plates			
MELISA-TEK™ Meat Species Ruminant Kit	Assay for the positive identification of species content (ruminant) in meat and bone meals, animals feeds, and cooked and uncooked foods	96 determinations Incubation time: 1 h 20 min	510311
MELISA-TEK™ Meat Species Pork Kit	Assay for the positive identification of species content (porcine) in meat and bone meals, animals feeds, and cooked and uncooked foods	96 determinations Incubation time: 1 h 20 min	510321
MELISA-TEK™ High Sensitivity Extraction Kit	This kit provides a protocol and all materials to improve the sensitivity of the MELISA-TEK™ RUMINANT assay		510391





Animal species identification/risk material/BSE

LFD-based species identification in food and feed

Product	Description	No. of tests/amount	Art. No.
Pangasius			
Test strips			
EZ PANGASIUS™ Pangasius Rapid Kit	Assay for the positive identification of species content (pangasius) in a sample	10 test strips	510EZP
Pork			
Test strips			
ELISA-TEK™ EZ Pork	Assay for the positive identification of species content (cooked & processed pork) in a sample	10 test strips	530EZPK
ELISA-TEK™ EZ Pork raw	Assay for the positive identification of species content (raw pork) in a sample	10 test strips	540EZPKR



Risk material

ELISA microtiter plates			
RIDASCREEN® Risk Material	Enzyme immunoassay for quantitative analysis of risk material (CNS) in processed meat and meat products Detection limit: < 0.2 % for CNS tissue	96 determinations Incubation time: 1 h	R6701
RIDASCREEN® Risk Material 10/5	Enzyme immunoassay for qualitative analysis of risk material (CNS) in raw meat, meat products and on contaminated surfaces Detection limit: < 0.1 % for CNS tissue	96 determinations Incubation time: 15 min	R6703



BSE

BSE/antibody			
RIDA®mAb L42	Monoclonal antibody for the detection of prion-protein with immunohistochemistry (IHC) and immunoblot	23 µg	R8005
RIDA®mAb P4	Monoclonal antibody for the detection of prion-protein with immunohistochemistry (IHC) and immunoblot	1 mg	R8007

Microbiology/hygiene control



Analysis for microbiological food safety

Rapid test formats for reliable microbiological analysis in food and production areas for highly specific, sensitive and fast test combinations for use with a wide range of applications.

Product testing

All kinds of commodities are potentially at risk of contamination by spoiling microorganisms and pathogens. Therefore, R-Biopharm AG offers reliable kits for the analysis of meat and meat products, dairy products, egg and egg products, vegetables, fruits, herbs and spices, beverages, cereals and cereal products as well as prepared meals.

Well-established methods are used for both on-site testing, the classical microbiological testing or for specific detection by real-time PCR or ELISA are offered.

Production surrounding area and condition

Quality and safety standards are considered when minimizing the risk of product contamination.

Important characteristics for tests used in efficient hygiene and cleaning control are:

- High sensitivity
- Rapidness
- Repeatability

Reliability of results is important for immediate and long-term decisions.

Compact Dry

- Dry nutrient media for detection of pathogens and microorganisms
- Enumeration of microorganisms for cleaning control

RIDASCREEN®

ELISA for the detection of bacterial toxins



SureFast®

Real-time PCR for screening/species identification of food and drinking water pathogens



GEN-IAL®

Real-time PCR for beverage spoilage yeast and bacteria



RIDA® CHECK

- Detection of protein residues
- Indicator test for rapid cleaning control



Lumitester SMART with LuciPac™ A3

Sensitive AMP/ATP or AMP/ADP/ATP detection with software based evaluation





Microbiology/hygiene control

	RIDASCREEN®	Compact Dry	SureFast®/ GEN-IAL®	RIDA®CHECK + LuciPac™
	ELISA	Dry medium plates	DNA prep. + real-time PCR	Swab tests
Bacterial toxins				
Staphylococcal enterotoxin (Toxins A - E)	●			
Staphylococcal enterotoxin (Total)	●**			
Pathogens				
<i>Bacillus cereus</i> spp.		●*	●	
emetic <i>Bacillus cereus</i>			●	
<i>Campylobacter</i>			●	
<i>Clostridium botulinum</i> , <i>C. estertheticum</i> , <i>C. perfringens</i>			●	
<i>Cronobacter</i> spp., <i>Cronobacter sakazakii</i>			●	
EHEC/EPEC/STEC Screening			●	
<i>Legionella</i> spp., <i>Legionella pneumophila</i>			●	
<i>Listeria monocytogenes</i>		●*	●	
MRSA			●	
Parasitic Water Panel 4plex			●	
<i>Pseudomonas aeruginosa</i>		●*	●	
<i>Salmonella</i>		●*	●*	
<i>Salmonella</i> Serotype Enteritidis & Typhimurium			●	
<i>Staphylococcus aureus</i>		●*	●	
<i>Vibrio</i> spp., <i>V. parahaemolyticus</i> , <i>V. cholerae</i> , <i>V. vulnificus</i>		●	●	
<i>Yersinia enterocolitica</i>			●	
Indicator organism				
Coliform bacteria		●*		
<i>Enterobacteriaceae</i>		●*	●	
<i>Enterococcus</i>		●*		
<i>Escherichia coli</i>		●*	●	
<i>Listeria</i> spp.		●	●	
<i>Staphylococcus aureus</i>		●*	●	
Total count		●*		
Total count in water samples		●		
Yeasts & Molds		●*		
Virus				
Hepatitis A			●	
Hepatitis E			●	
Norovirus I & II			●	
SARS-CoV-2			●	
Beverage spoilers				
Bacteria screening & Bacteria species			●	
Yeasts screening & Yeast species			●	
Biofilm formation species			●	
Rapid hygiene monitoring				
AMP/ADP/ATP				●
Protein test				●
Accessories	●	●		

* Officially validated test (AFNOR/MicroVal/AOAC-PTM).

** Officially validated by the European Reference Laboratory for Coagulase positive Staphylococci.



Microbiology/hygiene control

Culture medium systems for colony counting and pathogen detection in food or surface samples

Product	Description	No. of tests/amount	Art. No.
Compact Dry			
Nutrient pads			
Compact Dry AQ	Test plate with nutrient pad for quantitative detection of heterotrophic water bacteria	100 determinations	HS9541
Compact Dry BC MicroVal 2019LR87; AOAC-PTM 092201	Test plate with nutrient pad for quantitative detection of <i>Bacillus cereus</i>	100 determinations	HS9721
Compact Dry CF MicroVal 2008LR03; NordVal 35; AOAC-PTM 110401	Test plate with nutrient pad for quantitative detection of coliforms	100 determinations	HS8791
Compact Dry EC MicroVal 2008LR04; MicroVal 2008LR05; NordVal 36; AOAC-PTM 110402	Test plate with nutrient pad for quantitative detection of <i>E. coli</i> and coliforms	100 determinations	HS8781
Compact Dry ETB MicroVal 2008LR02; NordVal 34; AOAC-PTM 012001	Test plate with nutrient pad for quantitative detection of <i>Enterobacteriaceae</i>	100 determinations	HS9431
Compact Dry ETC MicroVal 2014LR48; NordVal 47; AOAC-PTM 111902	Test plate with nutrient pad for quantitative detection of <i>Enterococci</i>	100 determinations	HS9461
Compact Dry LM MicroVal 2020LR91a; MicroVal 2020LR91b	Test plate with nutrient pad for quantitative detection of <i>Listeria monocytogenes</i>	100 determinations	HS9901
Compact Dry LS	Test plate with nutrient pad for quantitative detection of <i>Listeria</i> spp.	100 determinations	HS8811
Compact Dry PA MicroVal 2017LR66	Test plate with nutrient pad for quantitative detection of <i>Pseudomonas aeruginosa</i>	100 determinations	HS9491
Compact Dry SL MicroVal 2022LR110	Test plate with nutrient pad for detection of <i>Salmonella</i>	100 determinations	HS9401
Compact Dry TC MicroVal 2007LR01; NordVal 33; AOAC-PTM 010404	Test plate with nutrient pad for detection of total aerobic count	100 determinations	HS8771
Compact Dry VP	Test plate with nutrient pad for quantitative detection of <i>Vibrio parahaemolyticus</i> and <i>Vibrio</i> spp.	100 determinations	HS8821
Compact Dry X-SA MicroVal 2008LR14; NordVal 42; AOAC-PTM 081001	Test plate with nutrient pad for quantitative detection of <i>Staphylococcus aureus</i>	100 determinations	HS9621
Compact Dry YM MicroVal RQA2008LR10; NordVal 43; AOAC-PTM 100401	Test plate with nutrient pad for quantitative detection of yeast and mold	100 determinations	HS8801
Compact Dry YMR MicroVal 2016LR61; NordVal 50; AOAC-PTM 092002	Test plate with nutrient pad for rapid quantitative detection of yeast and mold in 48 - 72 h	100 determinations	HS9801
Accessories			
RIDA® 0.9 % NaCl, sterile	1 mL sterile sodium chloride solution	150 pieces (1 mL each)	Z0301
Promedia ST-25	Sampling device (sterile swab in 10 mL sterile PBS buffer)	10 pieces	Z0302
Dilution Rack-PBS	Dilution set for preparation of 10-fold dilution series (9 mL PBS buffer per well) – sterile	128 pieces	ZDP1000888
Opener for Dilution Rack	For sterile opening of Dilution Rack	1 piece	ZOP1000887
Frame – 100 cm²	Frame for definition of 100 cm² for swab sampling	5 pieces	ZFR1600000





Microbiology/hygiene control

Pathogens & bacterial toxins

Product	Description	No. of tests/amount	Art. No.
DNA preparation			
SureFast® PREP Bacteria	Preparation of bacteria DNA from enrichments	100 preparations	F1021
SureFast® Speed PREP	Speed preparation of bacteria- and parasites-DNA from enrichment cultures and tissue samples	100 preparations	F1054
SureFast® Mag PREP Food	For DNA extraction of animal and plant DNA from food and feed as well as bacterial DNA from bacterial culture enrichments. For the use in combination with the TANBead Maelstrom™ 4800	96 preparations	F1060
SureFast® Mag PREP Pathogen	For DNA extraction of RNA/ DNA from viruses. For the use in combination with the TANBead Maelstrom™ 4800 (Art. No. ZMAL48)	96 preparations	F1062
Bacillus cereus			
Qualitative real-time PCR			
SureFast® Bacillus cereus group PLUS	Qualitative DNA detection Detection limit: ≤ 5 DNA copies, 1 cfu before enrichment	100 reactions	F5126
SureFast® Emetic Bacillus cereus PLUS	Qualitative DNA detection Detection limit: ≤ 5 DNA copies, 1 cfu before enrichment	100 reactions	F5127
Campylobacter			
Qualitative real-time PCR			
SureFast® Campylobacter 4plex	Qualitative detection and differentiation of specific DNA sequences of <i>Campylobacter jejuni</i> , <i>Campylobacter lari</i> and <i>Campylobacter coli</i> Detection limit: ≤ 5 DNA copies, 1 cfu before enrichment	100 reactions	F5170
Clostridium			
Qualitative real-time PCR			
SureFast® Clostridium botulinum Screening PLUS	Qualitative DNA detection Detection of <i>C. botulinum</i> toxin groups A, B, E, F Detection limit: ≤ 50 DNA copies, 1 cfu before enrichment	100 reactions	F5110
SureFast® Clostridium estertheticum PLUS	Qualitative DNA detection Detection limit: ≤ 5 DNA copies, 1 cfu before enrichment	100 reactions	F5160
SureFast® Clostridium perfringens PLUS	Qualitative DNA detection Detection limit: ≤ 5 DNA copies, 1 cfu before enrichment	100 reactions	F5123
Cronobacter			
Qualitative real-time PCR			
SureFast® Cronobacter PLUS	Qualitative DNA detection Detection limit: ≤ 5 DNA copies, 1 cfu before enrichment	100 reactions	F5114
SureFast® Cronobacter sakazakii PLUS	Qualitative DNA detection Detection limit: ≤ 5 DNA copies, 1 cfu before enrichment	100 reactions	F5115
Escherichia coli			
Qualitative real-time PCR			
SureFast® Escherichia coli PLUS	Qualitative DNA detection Detection limit: ≤ 5 DNA copies, 1 cfu before enrichment	100 reactions	F5157
SureFast® EHEC/EPEC 4plex	Qualitative DNA detection of virulence genes <i>stx1</i> , <i>stx2</i> , <i>eae</i> , <i>ipaH</i> (<i>E. coli</i> / <i>Shigella</i> spp. differentiation) Detection limit: ≤ 5 DNA copies, 1 cfu before enrichment	100 reactions	F5128
SureFast® STEC Screening PLUS	Qualitative DNA detection of virulence factors <i>stx1</i> and <i>stx2</i> Detection limit: ≤ 5 DNA copies, 1 cfu before enrichment	100 reactions	F5105
SureFast® STEC 4plex ONE	Qualitative detection and differentiation of <i>Escherichia coli</i> virulence factors <i>stx1</i> (subtype a-d), <i>stx2</i> (subtype a-g), <i>eae</i> and the <i>Escherichia coli</i> Serotype O157; kit includes DNA preparation Detection limit: ≤ 5 DNA copies, 1 cfu before enrichment	100 reactions/ 100 preparations	F5265
SureFast® Escherichia coli Serotype I 4plex	Qualitative DNA detection of serotypes O26, O103, O121 Detection limit: ≤ 5 DNA copies, 1 cfu before enrichment	100 reactions	F5167
SureFast® Escherichia coli Serotype II 4plex	Qualitative DNA detection of serotypes O45, O111, O145 Detection limit: ≤ 5 DNA copies, 1 cfu before enrichment	100 reactions	F5168





Pathogens & bacterial toxins

Product	Description	No. of tests/amount	Art. No.
Listeria			
Qualitative real-time PCR			
SureFast® Listeria 3plex ONE	Qualitative DNA detection and differentiation of <i>Listeria</i> spp. und <i>Listeria monocytogenes</i> ; kit includes DNA preparation Detection limit: ≤ 5 DNA copies, 1 cfu before enrichment	100 reactions/ 100 preparations	F5217
SureFast® Listeria Screening PLUS	Qualitative DNA detection Detection limit: ≤ 5 DNA copies, 1 cfu before enrichment	100 reactions	F5117
SureFast® Listeria monocytogenes PLUS	Qualitative DNA detection Detection limit: ≤ 5 DNA copies, 1 cfu before enrichment	100 reactions	F5113
Multiplex			
Qualitative real-time PCR			
SureFast® Foodborne Pathogens 4plex	Qualitative detection of <i>Escherichia coli</i> virulence factors (<i>stx1</i> [subtype a-d], <i>stx2</i> [subtype a-g]), <i>Listeria monocytogenes</i> and <i>Salmonella</i> spp. Detection limit: ≤ 5 DNA copies, 1 cfu before enrichment	100 reactions	F5175
SureFast® Fecal Screen 4plex	Qualitative DNA detection and differentiation of <i>E. coli</i> , <i>Enterococci</i> , <i>Enterobacteriaceae</i> + IAC	100 reactions	F5504
SureFast® Enterobacteriaceae 4plex	Qualitative DNA detection and differentiation of <i>Enterobacteriaceae</i> , <i>Salmonella</i> and <i>Cronobacter</i> + IAC	100 reactions	F5180
Salmonella			
Qualitative real-time PCR			
SureFast® Salmonella PLUS AOAC-PTM 041103	Qualitative DNA detection Detection limit: ≤ 5 DNA copies, 1 cfu before enrichment	100 reactions	F5111
SureFast® Salmonella Species/Enteritidis/Typhimurium 4plex	Qualitative detection of <i>Salmonella</i> species <i>S. Enteritidis</i> and <i>S. Typhimurium</i> Detection limit: ≤ 5 DNA copies, 1 cfu before enrichment	100 reactions	F5166
Qualitative real-time PCR and DNA preparation			
SureFast® Salmonella ONE MicroVal 2014LR43; ISO 16140-2; AOAC-PTM 081803	Qualitative DNA detection Kit includes DNA preparation Detection limit: ≤ 5 DNA copies, 1 cfu before enrichment	100 reactions/ 100 preparations	F5211
Staphylococcus			
ELISA microtiter plates			
RIDASCREEN® SET A, B, C, D, E	Enzyme immunoassay for identification of <i>Staphylococcus</i> enterotoxins A, B, C, D and E in food and bacterial cultures Detection limit: 0.25 ng/mL toxin (0.375 ng/g)	12 determinations Incubation time: 2 h 45 min	R4101
RIDASCREEN® SET Total	Enzyme immunoassay for combined detection of <i>Staphylococcus</i> enterotoxins (A - E) in food and bacterial cultures Detection limit: 0.25 ng/mL toxin (0.375 ng/g)	96 determinations Incubation time: 2 h 45 min	R4105
Qualitative real-time PCR			
SureFast® Staphylococcus aureus PLUS	Qualitative DNA detection Detection limit: ≤ 5 DNA copies, 1 cfu before enrichment	100 reactions	F5116





Microbiology/hygiene control

Pathogens & bacterial toxins

Product	Description	No. of tests/amount	Art. No.
MRSA			
Qualitative real-time PCR			
SureFast® MRSA 4plex	FAM: <i>SCCmec/orfX</i> ROX: <i>Staphylococcus aureus</i> Cy5: <i>mecA/mecC</i> Detection limit: ≤ 5 DNA copies	100 reactions	F7117
Vibrio			
Qualitative real-time PCR			
SureFast® Vibrio 4plex	Qualitative DNA detection (<i>V. cholerae</i> , <i>V. parahaemolyticus</i> , <i>V. vulnificus</i> + IAC) Detection limit: ≤ 5 DNA copies, 1 cfu before enrichment	100 reactions	F5161
Yersinia			
Qualitative real-time PCR			
SureFast® Yersinia 3plex	Qualitative DNA detection and differentiation of specific <i>ail</i> gene DNA sequences of <i>Yersinia pseudotuberculosis</i> and <i>Yersinia enterocolitica</i> Detection limit: ≤ 5 DNA copies	100 reactions	F5132



Viruses

DNA/RNA preparation			
SureFast® PREP DNA/RNA Virus	DNA/RNA preparation of viruses	100 preparations	F1051
SureFast® Mag PREP Pathogens	For DNA extraction of RNA/ DNA from viruses. For the use in combination with the TANBead Maelstrom™ 4800 (Art. No. ZMAL48)	96 preparations	F1062
Real-time reverse transcriptase PCR (qualitative detection)			
SureFast® Norovirus/Hepatitis A 3plex	Qualitative detection of Norovirus and Hepatitis A Detection limit: ≤ 25 RNA copies	100 reactions	F7124
SureFast® Hepatitis A PLUS	Qualitative detection of Hepatitis A Detection limit: ≤ 25 RNA copies	100 reactions	F7125
SureFast® Hepatitis E PLUS	Qualitative detection of Hepatitis E Detection limit: ≤ 25 RNA copies	100 reactions	F7142
SureFast® SARS-CoV-2 PLUS	Qualitative detection of novel coronavirus (SARS-CoV-2) RNA Detection limit: ≤ 25 RNA copies	100 reactions	F7110





Test systems for cleaning control

Product	Description	No. of tests/amount	Art. No.
AMP/ATP or AMP/ADP/ATP detection Bioluminescence			
LuciPac™ A3 Surface AOAC-PTM 051901	Test system for hygiene control on surfaces (based on detection of AMP/ADP/ATP); reaction tubes with integrated swab for use with Lumitester PD-30 and Lumitester SMART	100 reactions	ZLP1003667
Protein tests Swab tests			
RIDA®CHECK	Indicator test, ready-to-use swabs for the detection of protein residues on surfaces	100 determinations	R1091

Water analysis

DNA preparation			
SureFast® PREP Aqua	DNA preparation of bacterial cells from water samples	100 preparations	F1023
Legionella Qualitative real-time PCR			
SureFast® Legionella Screen PLUS	Qualitative DNA detection of <i>Legionella</i> spp. Detection limit: ≤ 5 DNA copies	100 reactions	F5502
SureFast® Legionella pneumophila PLUS	Qualitative DNA detection of <i>Legionella pneumophila</i> Detection limit: ≤ 5 DNA copies	100 reactions	F5501
SureFast® Legionella 3plex	Qualitative DNA detection of <i>Legionella</i> spp. and <i>Legionella pneumophila</i> Detection limit: ≤ 5 DNA copies	100 reactions	F5505
Qualitative real-time PCR			
SureFast® Parasitic Water Panel 4plex	Qualitative DNA detection of <i>Giardia intestinalis</i> , <i>Entamoeba histolytica</i> und <i>Cryptosporidium</i> spp. Detection limit: ≤ 5 DNA copies	100 reactions	F5506
SureFast® Enterobacteriaceae Screening PLUS	Qualitative DNA detection of <i>Enterobacteriaceae</i> Detection limit: ≤ 5 DNA copies	100 reactions	F5507
SureFast® Pseudomonas aeruginosa PLUS	Qualitative DNA detection of <i>Pseudomonas aeruginosa</i> , Detection limit: ≤ 5 DNA copies	100 reactions	F5503
AMP/ATP or AMP/ADP/ATP detection Bioluminescence			
LuciPac™ A3 Water	Test system for hygiene control in liquid samples (based on detection of AMP/ADP/ATP); reaction tubes with integrated sample stick for use with Lumitester PD-30 and Lumitester SMART	100 reactions	ZLA1003672

* Find more products for microbiological water analysis on page 93 under "Culture medium systems for colony counting and pathogen detection".





Beverage analysis

Product	Description	No. of tests/amount	Art. No.
Beer			
DNA-preparation			
GEN-IAL® Simplex® Easy DNA	DNA preparation of beverage samples	100 preparations	Q001
GEN-IAL® QuickGEN Sample Preparation Centrifugation	DNA preparation of beverage samples, centrifugation	100 preparations	Q002
GEN-IAL® QuickGEN Sample Preparation Filtration	DNA preparation of beverage samples, filtration	100 preparations	Q004
GEN-IAL® QuickGEN Yeast Sample Preparation Centrifugation	DNA preparation of beverage samples mainly containing yeast	100 preparations	Q005
GEN-IAL® PolyBIND®	Polymer for sampling	50 preparations	Q008
Qualitative multiplex real-time PCR			
GEN-IAL® QuickGEN 5plex high	DNA screening and differentiation of beer spoiling bacteria and yeasts (<i>Lactobacillus</i> , <i>Pediococcus</i> / <i>Megasphaera</i> , <i>Pectinatus</i> / <i>Saccharomyces cerevisiae</i> var. <i>diastaticus</i> / <i>Dekkera</i> spp.)	48 reactions	Q061
GEN-IAL® QuickGEN P1 Screening	DNA screening and differentiation of beer spoiling bacteria and yeasts (<i>Lactobacillus</i> , <i>Pediococcus</i> / <i>Megasphaera</i> , <i>Pectinatus</i> / <i>Dekkera</i> spp.)	48 reactions high	Q091
		48 reactions low	Q092
		48 reactions white	Q093
		48 reactions MyGO	Q094
GEN-IAL® QuickGEN P1 and <i>S. diastaticus</i> Screening	DNA screening and differentiation of beer spoiling bacteria (<i>Lactobacillus</i> , <i>Pediococcus</i> / <i>Megasphaera</i> , <i>Pectinatus</i>) and <i>Saccharomyces cerevisiae</i> var. <i>diastaticus</i>	48 reactions high	Q041
		48 reactions low	Q042
		48 reactions white	Q043
		48 reactions MyGO	Q044
		50 reactions liquid	Q045



Q**1 High profile: ABI 7500, Agilent MX3005P, ABI QuantStudio 5

Q**2 Low profile: MyGo Pro (2- and 3plex kits)

Q**3 White strips: Bio-Rad CFX96, LightCycler® 480

Q**4 Low profile: MyGoPro (4plex kits)

Q**5 Liquid reagents without precoated strips

Other block cycler devices may be suitable as well. Information is available on request.

Further parameters/species detection kits are available on request. Please check the website for this.



Beverage analysis

Product	Description	No. of tests/amount	Art. No.
Beer			
Qualitative multiplex real-time PCR			
GEN-IAL® QuickGEN P1 Screening and Hop resistance	DNA screening and differentiation of beer spoiling bacteria and hop resistance genes	48 reactions high 48 reactions low 48 reactions white 48 reactions MyGO 50 reactions	Q051 Q052 Q053 Q054 Q055
GEN-IAL® QuickGEN Beer yeast and bacteria differentiation	Multiplex detection and identification of beverage spoiling bacteria and yeasts <i>Enterobacteriaceae</i> , <i>Lactobacillus</i> / <i>Pediococcus</i> , <i>Pediococcus</i> , wild yeast 1 and 2 (see page 101), bottom fermented yeast, top fermented yeast, Acetic acid bacteria	96 reactions/24 samples high 96 reactions/24 samples low 96 reactions/24 samples white	Q071 Q072 Q073
GEN-IAL® QuickGEN Beer Differentiation	Multiplex detection (30 species) and identification (19 species) of relevant beer spoilers <i>Enterobacteriaceae</i> , <i>P. anomala</i> (<i>Wickerhamomyces anomalus</i>), <i>S. cerevisiae</i> var. <i>Diastaticus</i> , <i>P. damnosus</i> , <i>P. acidilactici</i> / <i>pentosaceus/parvulus/inopinatus</i> , <i>P. clausenii</i> , <i>Pectinatus</i> spp., <i>Megasphaera</i> spp., <i>L. rossiae</i> , <i>L. brevis</i> / <i>L. parabrevis</i> / <i>L. brevisimilis</i> , <i>L. lindneri</i> , <i>L. casei</i> / <i>L. paracasei</i> , <i>L. buchneri</i> / <i>L. parabuchneri</i> , <i>L. collinoides</i> / <i>L. paracollinoides</i> , <i>L. perolens</i> / <i>L. harbinensis</i> , <i>L. plantarum</i> / <i>L. paraplantarum</i> , <i>L. coryniformis</i> , <i>L. acetotolerans</i> , <i>L. backii</i>	96 reactions/12 samples high 96 reactions/12 samples low 96 reactions/12 samples white	Q081 Q082 Q083
GEN-IAL® QuickGEN Biofilm	DNA detection of <i>Lactococcus lactis</i> , <i>Leuconostoc mesenteroides</i> and <i>Wickerhamomyces anomalus</i>	50 reactions	Q095
GEN-IAL® QuickGEN Hop resistance	DNA detection of hop resistance genes <i>horA</i> and <i>horC</i> / <i>hitA</i> and <i>orf5</i>	50 reactions	Q105
GEN-IAL® QuickGEN Enterobacteriaceae spp.	DNA detection of <i>Enterobacteriaceae</i> spp.	48 reactions white	Q143
GEN-IAL® QuickGEN Enterobacteriaceae spp.	DNA detection of <i>Enterobacteriaceae</i> spp.	50 reactions	Q145
GEN-IAL® QuickGEN Yeast <i>Wickerhamomyces anomalus</i>	DNA detection of <i>Wickerhamomyces anomalus</i> (<i>Pichia anomala</i>)	50 reactions	Q175
GEN-IAL® QuickGEN Yeast <i>Saccharomyces diastaticus</i> low	DNA detection of <i>S. cerevisiae</i> var. <i>diastaticus</i>	48 reactions low	Q182
GEN-IAL® QuickGEN Screening and differentiation of beer spoilers	DNA detection of <i>L. rossiae</i> , <i>L. backii</i> , <i>L. brevis/parabrevis/brevisimilis</i> , <i>L. lindneri</i> <i>L. casei/paracasei</i> , <i>Pediococcus</i> spp. *, <i>Lactobacillus</i> spp. **, <i>Pectinatus</i> ./ <i>Megasphaera</i>	48 reactions high 48 reactions low 48 reactions white	Q201 Q202 Q203
GEN-IAL® QuickGEN Yeast PCR Kit <i>S. cerevisiae</i> var. <i>diastaticus</i> / <i>Dekkera</i> spp.	DNA detection of <i>S. cerevisiae</i> var. <i>diastaticus</i> and <i>Dekkera</i> spp. in beverages	48 reactions white	Q213
GEN-IAL® QuickGEN Screening and differentiation of wine spoilers	DNA detection of <i>Lactobacillus</i> spp., <i>Pediococcus</i> spp., <i>Acetic acid bacteria</i> , <i>Oenococcus oeni</i> , <i>Leuconostoc mesenteroides</i> , <i>Lactococcus lactis</i> , <i>Alicyclobacillus</i> spp., <i>Candida</i> spp., <i>Zygosaccharomyces</i> spp., <i>Dekkera</i> spp., <i>Saccharomyces cerevisiae</i> , <i>Diastatic S. cerevisiae</i> , <i>Schizosaccharomyces pombe</i> , <i>Pichia</i> spp.	48 reactions high 48 reactions low 48 reactions white	Q221 Q222 Q223
GEN-IAL® QuickGEN Screening and differentiation of wine spoilers	DNA detection of <i>Lactobacillus</i> spp., <i>Pediococcus</i> spp., <i>Acetic acid bacteria</i> , <i>Oenococcus oeni</i> , <i>Yeasts</i> , <i>Zygosaccharomyces bailii</i> , <i>Zygosaccharomyces rouxii</i> , <i>Dekkera bruxellensis</i> , <i>Saccharomyces cerevisiae</i>	48 reactions high 48 reactions low 48 reactions white	Q231 Q232 Q233
GEN-IAL® QuickGEN <i>Fusarium</i> spp. high	DNA detection of <i>Fusarium</i> spp.	48 reactions high	Q961

* *Pediococcus* spp. *P. acidilactici*, *P. parvulus*, *P. inopinatus*, *P. pentosaceus*, *P. damnosus*, *P. clausenii*** *Lactobacillus* spp.: *L. acetotolerans*, *L. collinoides/paracollinoides*, *L. coryniformis*, *L. plantarum/paraplantarum*, *L. perolens/harbinensis*, *L. buchneri/parabuchneri*

Further parameters/species detection kits are available on request. Please check the website for this.



Microbiology/hygiene control

Beverage analysis

Product	Description	No. of tests/amount	Art. No.
Wine			
DNA preparation			
GEN-IAL® Simplex® Easy Wine	DNA preparation of wine samples	100 preparations	Q300
GEN-IAL® Simplex® Easy Wine-Washing Solution	Additional washing solution for Q300	43 mL	Q301
Qualitative multiplex real-time PCR			
GEN-IAL® QuickGEN Wine Screening	DNA screening and differentiation of wine spoilage bacteria and yeasts: <i>Lactobacillus</i> ; <i>Pediococcus</i> ; <i>Oenococcus oeni</i> /acetic acid bacteria/yeast	48 reactions high 48 reactions low 48 reactions white 48 reactions MyGO	Q321 Q322 Q323 Q324
GEN-IAL® QuickGEN Wine Screening without yeast	DNA screening and differentiation of wine spoilage bacteria: <i>Lactobacillus</i> ; <i>Pediococcus</i> / <i>Oenococcus oeni</i> /acetic acid bacteria	48 reactions high 48 reactions low 48 reactions white 48 reactions MyGO	Q331 Q332 Q333 Q334
Qualitative real-time PCR			
GEN-IAL® Biogenic amines	DNA detection of bacteria forming biogenic amines	50 reactions	Q345
GEN-IAL® QuickGEN PCR-Kit Yeast universal	DNA detection of yeast universal	48 reactions low	Q982
Quantitative real-time PCR			
GEN-IAL® Dekkera bruxellensis Standard DNA	DNA standards for <i>Dekkera bruxellensis</i> quantification	200.000 cfu	Q360
GEN-IAL® QuickGEN Yeast Dekkera bruxellensis quantitative	DNA detection of <i>Dekkera bruxellensis</i>	48 reactions high 48 reactions low 48 reactions white	Q371 Q372 Q373



Further parameters/species detection kits are available on request. Please check the website for this.



Beverage analysis

Product	Description	No. of tests/amount	Art. No.
Qualitative multiplex real-time PCR			
GEN-IAL® QuickGEN Wild yeast 1	DNA screening and differentiation of wild yeast*	48 reactions low 50 reactions	Q522 Q525
GEN-IAL® QuickGEN Wild yeast 2	DNA screening and differentiation of wild yeast**	48 reactions low 50 reactions	Q532 Q535
GEN-IAL® QuickGEN Yeast Differentiation	DNA screening and differentiation of 12 yeasts: <i>Rhodotorula</i> spp., <i>Saccharomyces exiguus</i> , <i>Candida</i> spp., <i>Saccharomyces cerevisiae</i> var. <i>Diastaticus</i> , <i>Saccharomycodes ludwigii</i> , <i>Debaromyces hansenii</i> , <i>Torulaspota delbrückii</i> , <i>Saccharomyces bayanus / pastorianus</i> , <i>Kluyveromyces marxianus</i> , <i>Hanseniaspora</i> spp., <i>Dekkera</i> spp., <i>Pichia</i> spp.	96 reactions/12 samples high 96 reactions/12 samples low 96 reactions/12 samples white	Q541 Q542 Q543
GEN-IAL® QuickGEN Yeast <i>Zygosaccharomyces bailii</i>	DNA detection of <i>Zygosaccharomyces bailii</i>	48 reactions high 48 reactions low 48 reactions white	Q561 Q562 Q563
GEN-IAL® QuickGEN Yeast <i>Zygosaccharomyces rouxii</i>	DNA detection of <i>Zygosaccharomyces rouxii</i>	48 reactions high 48 reactions low 48 reactions white	Q581 Q582 Q583
Juice			
DNA preparation			
GEN-IAL® Simplex® Easy® Spin DNA	<i>Alicyclobacillus</i> DNA extraction from fruit or vegetable juices or concentrates	50 preparations	Q701
GEN-IAL® Simplex Easy Plus DNA	DNA-extraction from <i>Alicyclobacillus</i> spp. without preenrichment	50 preparations	Q705
Qualitative multiplex real-time PCR			
GEN-IAL® QuickGEN <i>Alicyclobacillus</i> differentiation	DNA Screening of <i>Alicyclobacillus</i> spp., <i>A. acidocaldarius</i> and <i>A. acidoterrestris</i> in fruit juices or concentrates	48 reactions	Q724
Accessories			
GEN-IAL® Colour Compensation kit	Color compensation kit for multiplex assays	5 reactions	Q800

- * *Dekkera anomala*, *Dekkera bruxellensis*, *Dekkera custersiana*, *Dekkera naardenensis*, *Debaromyces hansenii*, *Hanseniaspora guilliermondii*, *Hanseniaspora osmophila*, *Hanseniaspora uvarum*, *Issotchenkia orientalis*, *Kazachstania exigua*, *Kluyveromyces marxianus*, *Metschnikowia pulcherrina*, *Pichia anomala*, *Pichia fermentans*, *Pichia membranaefaciens*, *Saccharomyces diastaticus*, *Saccharomycodes ludwigii*, *Torulaspota delbrückii*
- ** *Candida glabrata*, *Candida albicans*, *Candida kefyr*, *Candida intermedia*, *Candida parapsilosis*, *Candida sake*, *Candida tropicalis*, *Naumovozyma dairenensis*, *Pichia guilliermondii*, *Zygosaccharomyces bailii*, *Zygosaccharomyces rouxii*

Further parameters/species detection kits are available on request. Please check the website for this.



Equipment/software/accessories



Innovative and smart lab automation pave the way for standardized analysis and your digital transformation

Every analysis has specific requirements, which necessitates different accessories. This is where the team of technicians from R-Biopharm AG comes in.

What is the right equipment required for each test?

We develop matching applications for an even easier, faster and more efficient performance and analysis. Whether it be automated processing of an ELISA by a fully automated analyzer or a portable analyzer for lateral flow test.

With the RIDA®SMART APP the quantitative evaluation of rapid tests is possible for on-site demand. Our specialists improve and update these systems and devices continuously. That's how we can offer you the best support with state of the art technologies for your laboratory or on-site testing.

The range of equipment and software covers the full portfolio and requirements of R-Biopharm products. The requirements for a high or low sample throughput in the laboratory will be observed: starting from optimal sample preparation, performance of test procedures, through analyzing and evaluation for manually or fully automated applications for all products, their specific needs are considered.

Everything for your analysis and performance just from one supplier.

RIDA® SMART APP and RIDA® SMART BOX

Fast, reliable and digital

The quantitative evaluation of R-Biopharm RIDA® QUICK lateral flow test strips with the RIDA® SMART APP and RIDA® SMART BOX



RIDA® ABSORBANCE 96

Absorbance reader

Innovative microtiter plate photometer including RIDASOFT® Win.NET software



ThunderBolt®

ELISA analyzer

Fully automated device for ELISA analysis in microtiter plate format



CHRONECT Symbiosis RIDA® CREST

UHPLC handling system for IMMUNOPREP® ONLINE cartridges



RIDA® CYCLER

Real-time PCR thermocycler for multiplex analyses





Equipment/software/accessories

Equipment, software and accessories – RIDA®SMART APP

Product	Description	No. of tests/amount	Art. No.
Lateral flow tests		Software and equipment	
RIDA®SMART APP Mycotoxin*	Software application for evaluating our Mycotoxin RIDA®QUICK lateral flow test strips. It is possible to obtain an appropriate smartphone through R-Biopharm AG separately More information on R-Biopharm website: https://app.r-biopharm.com/	Google Play Store: available soon	ZRSAM1000
RIDA®SMART APP Allergen*	Software application for evaluating/documentation of Allergen RIDA®QUICK and bioavid lateral flow test strips.	Google Play Store: https://r-bio.rsaallergen	ZRSAA
RIDA®SMART BOX	Benchtop lateral flow imaging unit for RIDA®QUICK Lateral Flow Allergen and Mycotoxin test strips. An Android device (smartphone or tablet) in combination with the RIDA®SMART APP software application must be purchased separately.	1	ZRSA-SB
Accessories			
Verified Android devices: Smartphones/Tablets on request	Smartphone models currently available through R-Biopharm AG can be found on the website: https://food.r-biopharm.com/products/rida-smart-app-mycotoxin https://food.r-biopharm.com/products/rida-smart-app-allergen	1	On request
RIDA®SMART APP STAND	Smartphone stand that can simplify the workflow in your lab. As smartphones have different sizes, different stands are available for: <ul style="list-style-type: none"> • Xiaomi Redmi Note 12 • Samsung Galaxy A23 5G • Motorola Moto G52 	1	ZRSAS-REDMI12 ZRSAS-GALAXYA23 ZRSAS-MOTOROLAG52
SMART®BOX Drawer modul	Drawer module as spare part for RIDA®SMART BOX	1	ZRSA-SB-DRAWER

* Applicable with recommended smartphones or in combination with RIDA®SMART BOX (ZRSA-SB) with various Android devices.



Equipment/software/accessories

Equipment and software – ELISA

Product	Description	No. of tests/amount	Art. No.
ELISA			
Software			
RIDASOFT® Win.NET Food & Feed	Software for measurement, evaluation and documentation of RIDASCREEN® ELISAs and other R-Biopharm AG distributed products	1 unit	Z9996FF
Photometer			
RIDA®ABSORBANCE 96	Microtiter plate photometer with RIDASOFT® Win.NET	1	ZRA96FF
Automates			
ThunderBolt®	2-microtiter plate analyzer for RIDASCREEN® and RIDASCREEN®FAST ELISA test kits	1 set	ZTB
Bolt™	1-microtiter plate analyzer for RIDASCREEN® and RIDASCREEN®FAST ELISA test kits	1 set	ZBOLT
DEMO kit			
EuroProxima DEMO ELISA	Sandwich enzyme immunoassay for quality control, training and instrument verification	96 determinations	5991DEMO

Equipment and accessories – Real-time PCR

Real-time PCR	Automated DNA/RNA extraction		
TANBead Maelstrom™ 4800	Automated nucleic acid extraction system for up to 48 samples	1	ZMAL48
Thermocycler			
RIDA®CYCLER	qPCR thermocycler. 4 channels, incl. 1 box with reaction tubes	1	ZRCYCLER
RIDA®CYCLER-MIC-Tubes	Box with 960 reactions tubes and caps	1	ZRC-MIC-TUBES
RIDA®CYCLER-MIC-Tubes with racked caps	MIC-Tubes with racked caps	1	ZRC-MIC-TUBES- RACKED
RIDA®CYCLER-MIC-Tube Clamp	Tool for closing MIC-Tubes	1	ZRC-MIC-TC
RIDA®CYCLER TVS	Temperature verification system	1	ZRCYCLER-TVS
Accessories			
SureCycle®	Real-time PCR kit for cyclor verification (FAM & VIC/HEX)	260 reactions	F4001
SureTaq® Hotstart Polymerase	Taq-Polymerase for 0.1 µL / reaction	100 reactions	F4005
SureTaq® Hotstart Polymerase II	Taq-Polymerase for 0.7 µL / reaction	100 reactions	F4003
SureCC Color Compensation Kit I	Color Compensation for multiplex application of SureFood®/SureFast® kits on LC480	For 3 calibration runs	F4009



Equipment/software/accessories

Equipment and accessories – Enzymatic analysis

Product	Description	No. of tests/amount	Art. No.
Enzymatic analysis			
Software and equipment			
Pictus 500	Fully automated benchtop system for processing enzymatic assays, especially suitable for the R-Biopharm Enzytec™ <i>Liquid</i> test kits	1 set	ZP500
RIDA®CUBE SCAN 340/546 Analyser set	Automatic analyzer only for RIDA®CUBE test kits	1 set	ZRCS0546
Accessories – RIDA®CUBE SCAN			
RIDA®CUBE SCAN Tablet PC	Separate tablet for replacement	1	ZRCT0500
RIDA®CUBE SCAN Quality control tool	Verification tool for use with RIDA®CUBE SCAN	1 set	ZRCS5Z0420
Accessories – Pictus 500			
Cuvette, Pictus	5 per strip, 280 strips	280 strips	ZP500-10030352
Reagent Vial	25 mL w/caps, (20 pcs) O/I ring	20	ZP500-10129782
Reagent Vial	45 mL w/caps, (20 pcs) I ring	20	ZP500-10129784
Reagent Vial	70 mL w/caps, (20 pcs) I ring	20	ZP500-10129785



Equipment/software/accessories

Equipment and accessories – Mycotoxin analysis

Product	Description	No. of tests/amount	Art. No.
Mycotoxin analysis (HPLC)			
HPLC automates			
CHRONECT Symbiosis RIDA®CREST	CHRONECT Symbiosis RIDA®CREST dedicated UHPLC system with online capability for the use of IMMUNOPREP® ONLINE cartridges from R-Biopharm	1	ZRIDACREST-WS-0511
CHRONECT Symbiosis RIDA®CREST	CHRONECT Symbiosis RIDA®CREST dedicated UHPLC system with online capability for the use of IMMUNOPREP® ONLINE cartridges from R-Biopharm, with Mistral Cool CS HPLC	1	ZRIDACREST-WS-0512
Aflatoxin analysis			
KOBRA® CELL	Electrochemical cell for derivatization of aflatoxins B1 and G1 using HPLC (size: 10 x 10 x 5 cm) Contents: 1 x KOBRA® CELL 1 x power pack (incl. 1 red and 1 black connection lead) 1 x electrical adapter (with various adapters) 1 x 1 m length of 0.5 mm ID PEEK™ tubing 1 x spare membrane	1 unit	RBRK01
KOBRA® CELL Membrane	Replacement membrane for the KOBRA® CELL	1 unit	RBRK02
KOBRA® CELL Installation Pack	Contains 5 meters of PEEK tubing, a tubing cutter, 10 ferrules and 3 unions	1 unit	RBRK03
Stainless steel electrode	Replacement stainless steel electrode for KOBRA® CELL	1 unit	RBRK04
Platinum working electrode	Replacement working electrode for KOBRA® CELL	1 unit	RBRK05
Power Pack	Replacement power pack for KOBRA® CELL	1 unit	RBRK06
PTFE Spacer	Replacement spacer 0.25 mm for KOBRA® CELL	1 unit	RBRK07
PTFE Spacer	Replacement spacer 0.1 mm for KOBRA® CELL	1 unit	RBRK08
PTFE Spacer	Replacement spacer 0.1 mm for KOBRA® CELL with reaction channel	1 unit	RBRK09
Spacer grid	Replacement spacer grid for KOBRA® CELL	1 unit	RBRK10
Immunoaffinity columns – Accessories			
PBS-Tablets	Phosphate buffered saline tablets	100 (suitable for 10 L)	RBRRP202
Immunoaffinity Column Rack	Durable brass and PTFE rack allowing 6 samples to be processed at one time using Immunoaffinity columns	1 unit	RBRRCR1
Immunoaffinity Column Accessory Pack	Glass barrels, syringes and adapters for use with all formats of RBR Immunoaffinity columns	10 each	RBRAP01



Equipment/software/accessories

Equipment and accessories – Microbiology

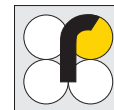
Product	Description	No. of tests/amount	Art. No.
Microbiology			
CULTURA® Mini-Incubator	Incubator for incubations at 25 - 45 °C (Compact Dry, VitaFast® etc.)	1	ZC7140651
Lumitester SMART	Luminometer for AMP/ADP/ATP measurement with LuciPac™ A3 Surface and LuciPac™ A3 Water	1	ZSMART

Accessories – Premi®Test

Premi®Test			
Premi®Test Starter Kit	Starter kit for Premi®Test, includes accessories (incubator, meat press, scissors, laboratory alarm clock)	1 set	ZPT-2000

Accessories

Pipettes			
R-Biopharm FP 200	Pipette 200 µL	1 unit	Z0003
R-Biopharm FP 500	Pipette 500 µL	1 unit	Z0004
R-Biopharm FP 50	Pipette 50 µL	1 unit	Z0006
R-Biopharm FP 100	Pipette 100 µL	1 unit	Z0007
R-Biopharm FP 1000	Pipette 1000 µL	1 unit	Z0008
R-Biopharm FP 150	Pipette 150 µL	1 unit	Z0009
Accessories for RIDA®QUICK mycotoxin analysis			
Folded filters Ahlstrom	3 hw; 150 mm	100	Z1542
PE-Pipettes	1 mL pipette for RIDA®QUICK tests	100	Z0005
Pipette tips	5 - 200 µL	1000	Z2809
Pipette tips	50 - 1000 µL	1000	Z2808
PP-Test Tubes	50 mL test tubes for RIDA®QUICK tests	25	Z210261
Reaction tube with cap	1.5 mL	25	Z3131-VK

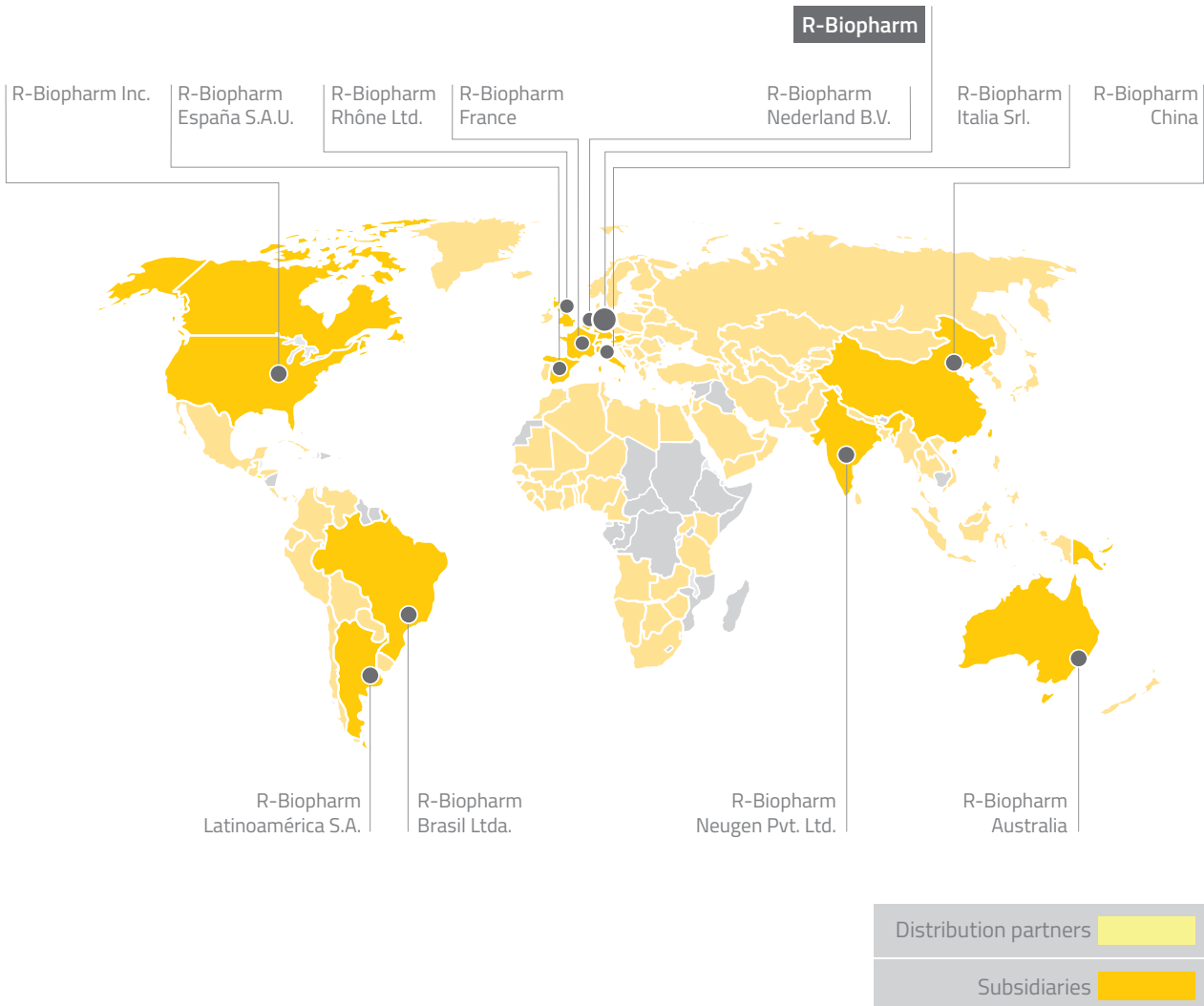


Explanation

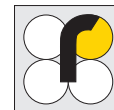
International standardisation and regulation authorities

AACCI	American Association of Cereal Chemists International
AFNOR	Association Française de Normalisation
AOAC	Association of Official Analytical Chemists AOAC methods validation program: <ul style="list-style-type: none"> • AOAC-OMA Official MethodsSM (of Analysis) • AOAC-PTM Performance Tested MethodsSM
CEN	Comité Européen de Normalisation
Codex Alimentarius Commission	The Codex Alimentarius Commission, established by FAO and WHO in 1963 develops harmonized international food standards and "Codex Methods of Analysis". The methods are primarily intended as international methods for the verification of provisions in Codex standards. Definition of Codex types of methods of analysis: (a) Defining Methods (Type I) e.g. Gluten R5 Mendez ELISA method (b) Reference Methods (Type II) e.g. Biotin AOAC-OMA 2016.02 (c) Alternative Approved Methods (Type III) (d) Tentative Method (Type IV) e.g. Ethanol AOAC-OMA 2017.07
FGIS	Federal Grain Inspection Service
GIPSA	Grain Inspection, Packers and Stockyards Administration
IDF	International Dairy Federation
IFU	International Federation of Fruit Juice Producers
ISO	International Organization for Standardization
MicroVal	European certification organisation for the validation and approval of alternative methods for the microbiological analysis of food and beverages
NordVal	International protocol for the validation of microbiological alternative (proprietary) methods against a reference method
OIV	International Organisation of Vine and Wine

The R-Biopharm Group – contact us



R-Biopharm AG
An der neuen Bergstraße 17
64297 Darmstadt, Germany
Phone: +49 61 51 - 81 02-0
Fax: +49 61 51 - 81 02-40
E-mail: sales@r-biopharm.de
food.r-biopharm.com



Argentina

R-Biopharm Latinoamérica S.A.
 Juan Carlos Cruz 1965, 3 "A",
 (1638), Vicente Lopez, Buenos Aires
 Phone: +54 (0) 11 - 45 89 07 77
 E-mail: info@r-biopharmlat.com.ar

Australia

R-Biopharm Australia
 34 Woodfield Boulevard
 Caringbah, NSW 2229
 Phone: +61 (2) 2 - 9668 0600
 Fax: +61 (2) 2 - 9668 8533
 E-mail: sales@r-biopharm.au

Belgium

België (Nederlandstalig)
 R-Biopharm Nederland B.V.
 Phone: +31 (0) 26 363 0 364
 E-mail: info@r-biopharm.nl

Belgique Wallone
 R-Biopharm France
 Phone: (+32) 02 512 00 11
 E-mail: standard@r-biopharm.fr

Brazil

R-Biopharm Brasil
 Rua Dr. Emílio Ribas, 467
 Cambuí
 Campinas - SP
 CEP 13025-141
 Phone: +55 (0) 19 33 05 73 51
 E-mail: vendas@r-biopharmbrasil.com.br

China

R-Biopharm China
 Suite 1903 - 1906,
 Focus Square Office Building A,
 No. 6 Futong East Avenue,
 Chaoyang District, Beijing, P.R. China
 Phone: +86 (0) 10 - 84 58 32 18
 Fax: +86 (0) 10 - 84 58 06 91
 E-Mail: info@r-biopharm.cn

France and Maghreb

R-Biopharm France
 Parc d'affaires de Crécy
 5c rue Claude Chappe
 69370 Saint-Didier au Mont D'Or
 Phone: +33 (0) 4 78 64 32 00
 Fax: +33 (0) 4 78 47 84 04
 E-mail: standard@r-biopharm.fr

India

R-Biopharm Neugen Pvt. Ltd.
 1st Floor, Plot No. 70, Part 71, Road No. 3,
 Phase I, IDA Cherlapally
 Hyderabad - 50 00 51 Telangana, INDIA
 Phone: +91 (0) 40 - 69027800
 E-mail: info@r-biopharm.in

Italy

R-Biopharm Italia Srl
 Via Morandi 10
 20077 Melegnano MI
 Phone: +39 (0) 2 - 9 82 33 330
 Fax: +39 (0) 2 - 9 83 41 00
 E-mail: info@r-biopharm.it

The Netherlands

R-Biopharm Nederland B.V.
 Beijerinckweg 18
 6827 BN Arnhem
 Phone: +31 (0) 26 363 0 364
 E-mail: info@r-biopharm.nl

Spain

R-Biopharm España S.A.U.
 Teide 3. 3ª Planta. Oficina 3.2
 28703 San Sebastian de los Reyes
 Madrid
 Phone: +34 916 637 625
 Fax: +34 9 16 - 54 89 92
 E-mail: info@r-biopharm.es

United Kingdom

R-Biopharm Rhône Ltd.
 Block 10 Todd Campus
 West of Scotland Science Park
 Acre Road, Glasgow
 Scotland, G20 0XA
 Phone: +44 (0) 141 - 945 - 2924
 E-mail: info@r-biopharmrhone.com

USA/Canada

R-Biopharm Inc.
 870 Vossbrink Dr.
 Washington, MO 63090, USA
 Phone: +1 (0) 8 77 - 7 89 - 30 33
 Fax: +1 (0) 8 66 - 9 22 - 58 56
 E-mail: info@r-biopharm.com

For orders from this catalog, the GTC of R-Biopharm AG apply in the most current version, available at <https://r-biopharm.com/gtc-2>.

Acceptance of the order is subject to the express condition of agreement to these GTC.

R-Biopharm AG

An der neuen Bergstraße 17, 64297 Darmstadt , Germany

Phone: +49 (0) 61 51 - 81 02-0 • Fax: +49 (0) 61 51 - 81 02-40

E-mail: info@r-biopharm.de • www.r-biopharm.com