



Rapid Screening Cards

Qualitative detection of aflatoxins and ochratoxin

Quick and simple methodology which starts by extracting the mycotoxin of interest from the sample. The extract is filtered and passed through a clean-up column before being diluted and applied to the card. Conjugate is applied to the membrane and unbound conjugate is removed by washing. A colourless substrate is added and the card is incubated for five minutes.

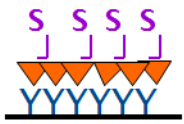
Finally, a stop solution is applied to the membrane. A purple spot must appear at the control site to indicate that the test is valid. A purple spot at the sample site shows that the contamination is less than the cut off value of the card. No colour at the sample site indicates contamination at a higher level than the cut off of the card.

Features and Benefits

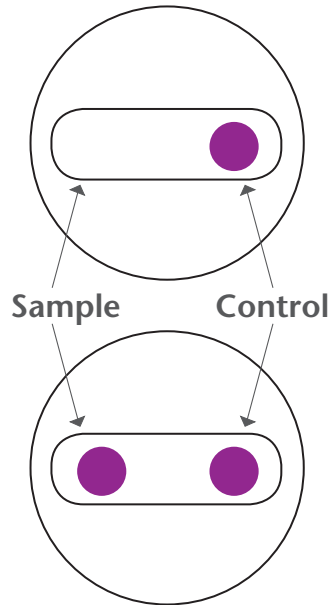
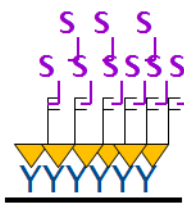
- Complies with current EU legislation.
- Excellent correlation with HPLC results.
- Accurate results in under 30 minutes.
- Clean-up column / IAC included with the kit making it suitable for the analysis of complex commodities.
- Particularly suitable for heavily pigmented samples.
- Various screening levels available.
- Validated on a wide range of spices and other commodities.
- No need to buy expensive detection equipment.
- Cards can be stored in the dark or scanned to provide a permanent record of results.
- Manufactured under ISO registered quality systems.

Principle of the Card System

Positive Sample



Negative Sample



Key

Y Antibody

▽ Toxin

▽ Conjugate

S Substrate

The sample should be considered negative (below the cut-off point) when the sample and the control spot both have a clearly visible colour development.


The sample should be considered positive (above the cut-off point) when the sample spot fails to develop a detectable colour.

The control spot must develop a clearly visible purple colour in order to have a valid test result. The colour in the sample and the control spot does not need to be of the same intensity.

Ordering Information

Product	Description	No. of Tests/Amount	Art. No.
Immunoaffinity Columns			
AFLACARD B1	Qualitative detection of aflatoxin B1 at various screening levels	20 determinations	P27
AFLACARD TOTAL	Qualitative detection of total aflatoxins at various screening levels	20 determinations	P38
OCHRACARD	Qualitative detection of ochratoxin A at various screening levels	20 determinations + 20 immunoaffinity columns	P48

Additional Information

To look at videos  of these products, search for 'R-Biopharm Rhône' on You Tube.